

# News

# 2018

# News

# 2018

Sistema interparete	
<b>Spazio</b>	<b>5</b>
Spazio Graphis, Spazio Sail, Spazio Velaria	
<b>Flat System</b>	<b>21</b>
Spazio Sail	
<b>Manta, Alambra</b>	<b>37</b>
Spazio Daimon	
<b>Zenit</b>	<b>57</b>
Spazio Stripe	
<b>Dress Bold</b>	<b>63</b>
Doors	
<b>Moon</b>	<b>73</b>
<b>Modus</b>	<b>81</b>

## Spazio

Sistema interparete in vetro, sempre su misura, che prevede soluzioni lineari, angolari e terminali per l'organizzazione interna di ambienti domestici, pubblici o professionali. La versatilità progettuale di Spazio è sottolineata dalla libera combinazione con la collezione di ante scorrevoli Rimadesio e dall'ampia disponibilità di finiture di vetri e metalli.

Glass partition wall system, always custom made, providing linear, corner and terminal solutions for the internal organization of domestic, public, or professional environments. The versatile design of Spazio is underlined by the possibility to combine it with Rimadesio sliding door collection and the wide availability of glass and metal finishes.

Spazio

3

2018

.



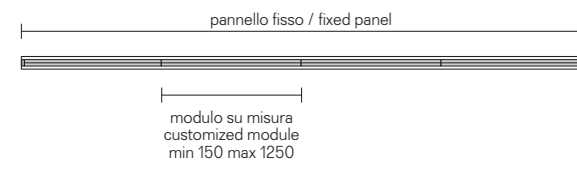




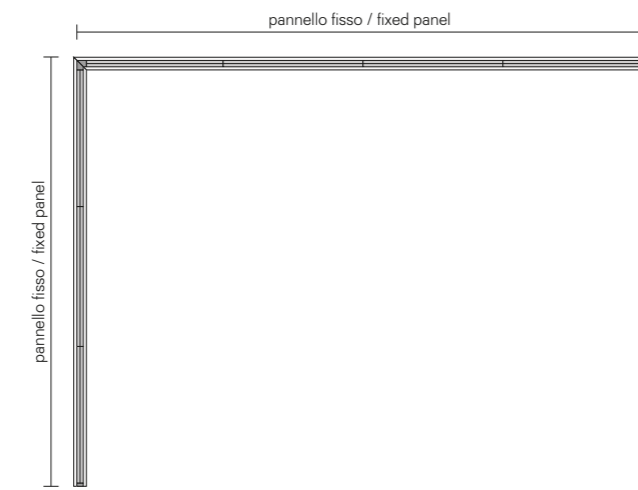
3

Composizione lineare  
 Linear composition

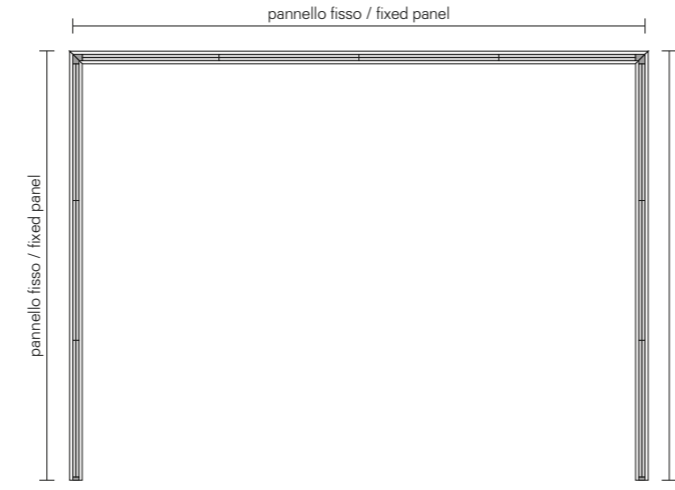
Centro stanza  
 Middle room divider



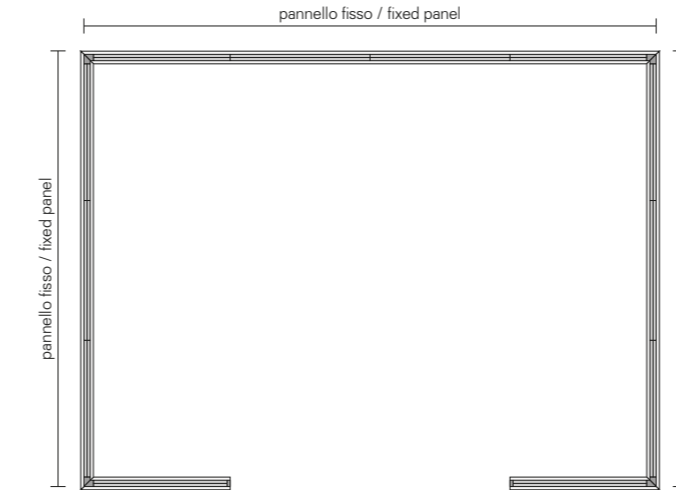
Composizione angolare  
 Corner composition



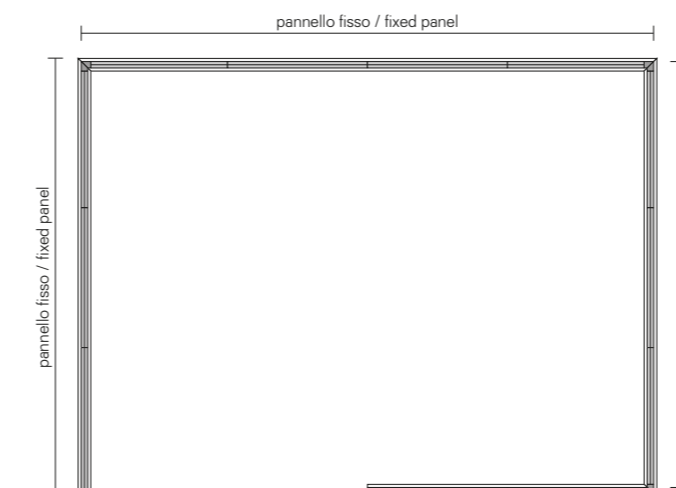
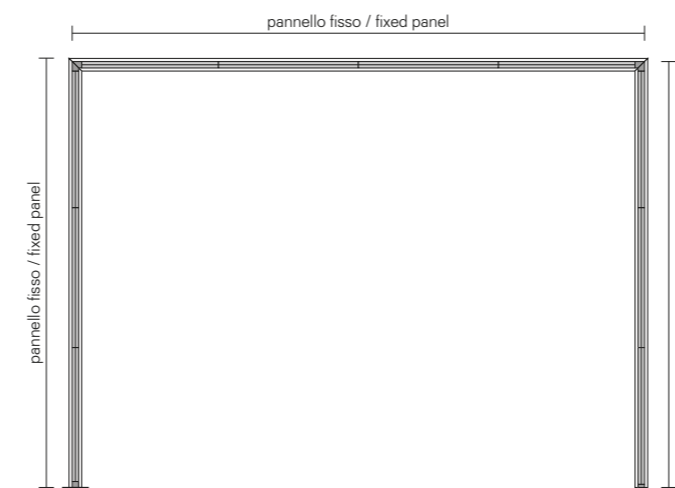
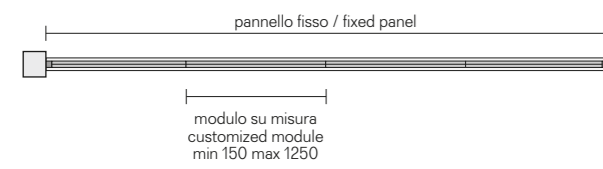
Composizione a C  
 C-shaped composition




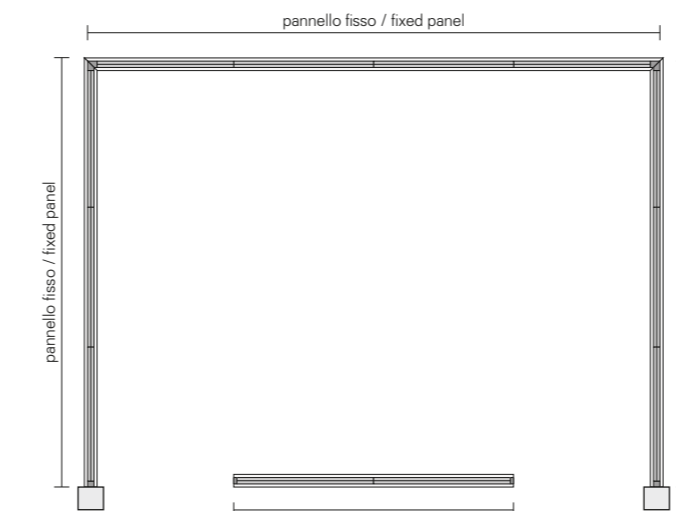
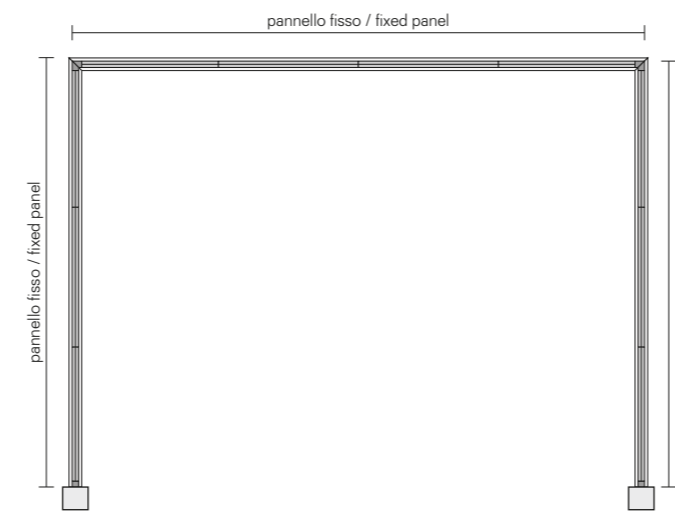
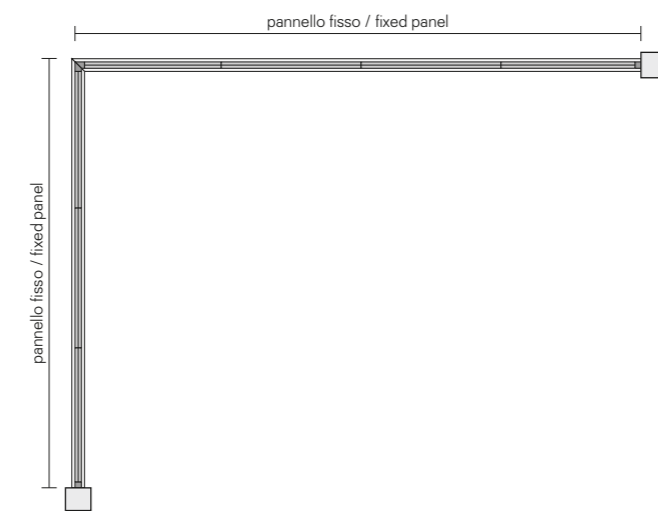
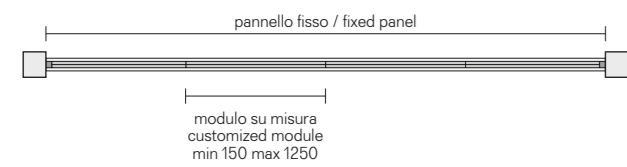
Composizione a quattro lati  
 Four-sided composition



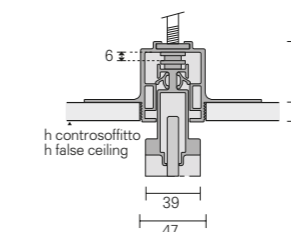
Centro stanza controparete  
 Middle room next to the wall



In nicchia  
 In niche



Profilo singolo incasso totale  
 Single built in profile



Il profilo in alluminio ad incasso totale (1) consente la perfetta messa in bolla del telaio superiore (2) con una regolazione di 6 mm.  
 The aluminum built in profile (1) allows the perfect leveling of the upper frame (2) with a 6mm adjustment.

Pannello fisso  
 Fixed panel



Spazio

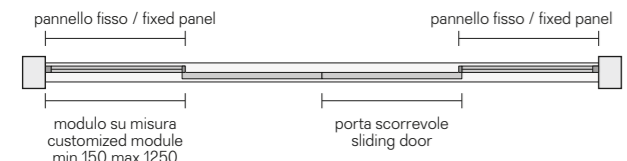
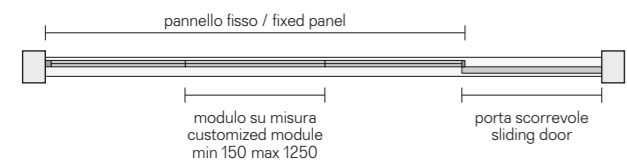
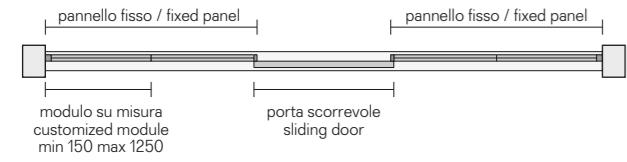
3

2018

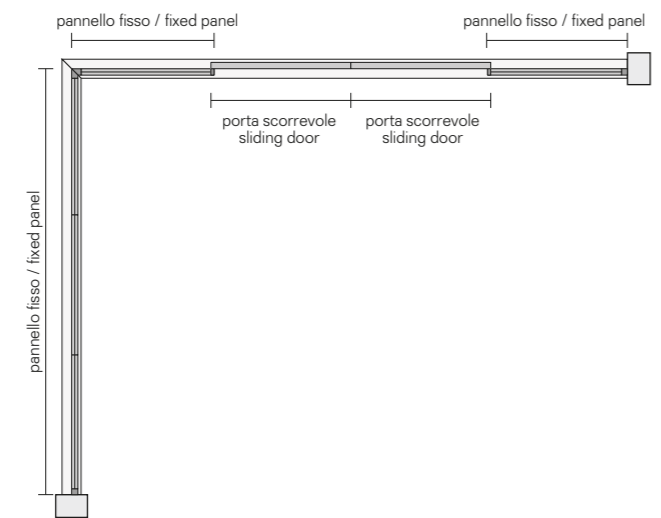

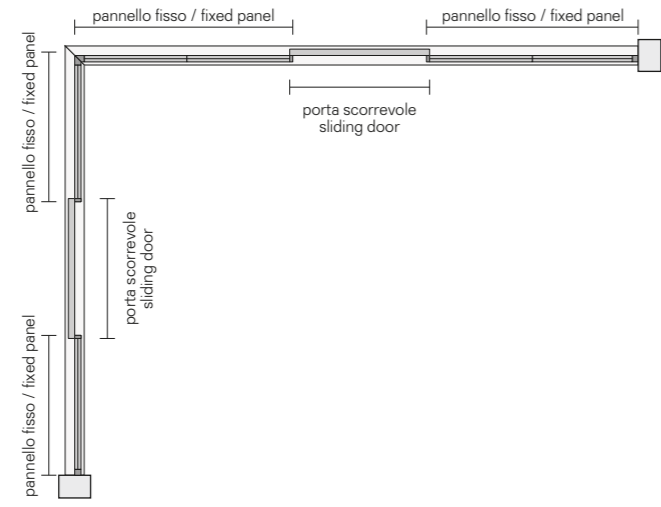
.



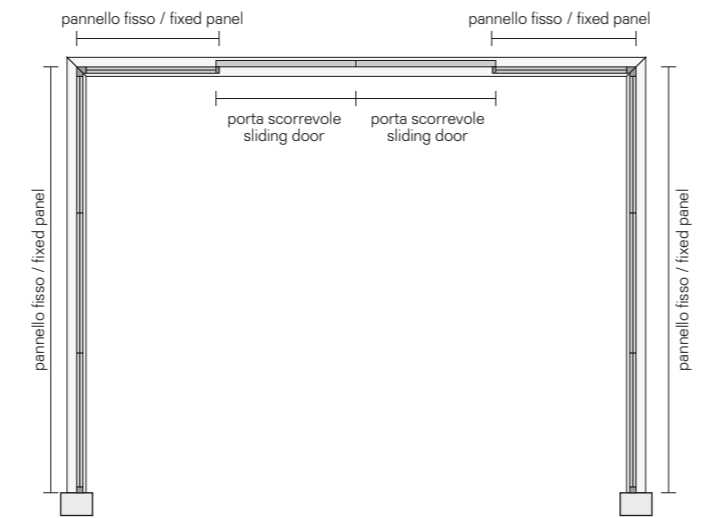

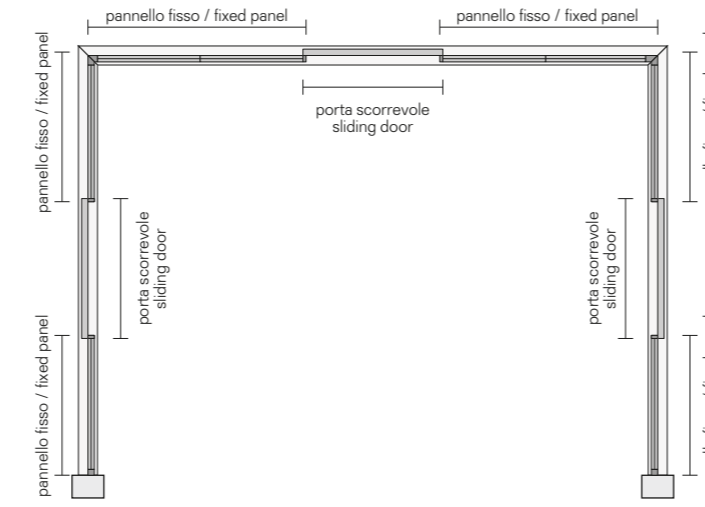
Composizione lineare  
 Linear composition




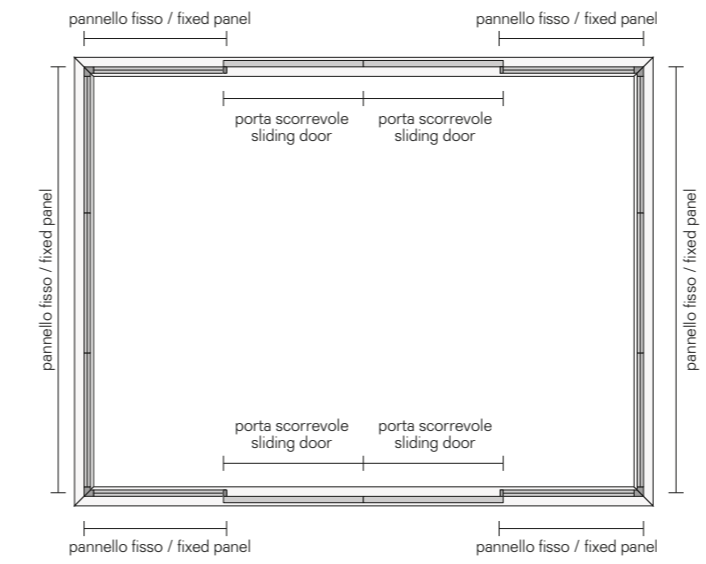

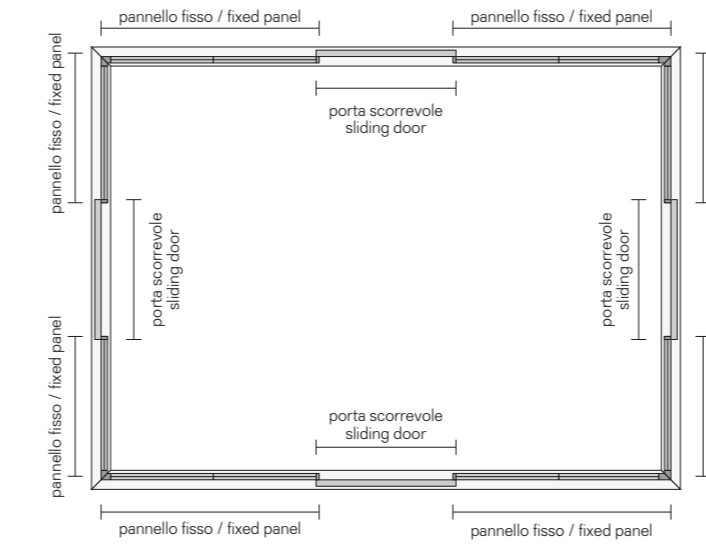
Composizione angolare  
 Corner composition



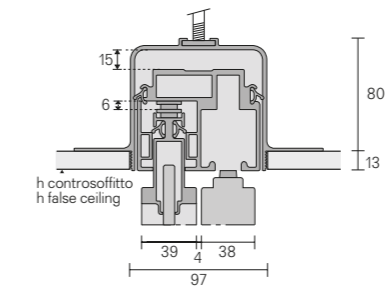
Composizione a C  
 C-shaped composition



Composizione a quattro lati  
 Four-sided composition



Profilo doppio incasso totale  
 Double built in profile



Pannello fisso e porta scorrevole  
 Fixed panel and sliding door

Il profilo ad incasso totale (1) consente la perfetta messa in bolla del binario di scorrimento (2) con una regolazione di 15 mm. Il telaio superiore (3) è dotato a sua volta di una propria regolazione di 6 mm per l'allineamento con le porte scorrevoli (4). Le porte scorrevoli adottano il nuovo e collaudato meccanismo di scorrimento Rimadesio dotato di regolazione micrometrica in altezza.  
 The built in profile (1) allows a perfect leveling of the sliding rail (2) with an adjustment of 15 mm. The upper frame (3) is equipped with its own 6 mm adjustment to be aligned with the sliding doors (4). The sliding doors are provided with the new and tested Rimadesio sliding mechanism with micrometric height adjustment.


Descrizione tecnica  
Technical description

L'interparete Spazio e le porte scorrevoli vengono sempre realizzate su misura in altezza e larghezza. L'altezza massima del controsoffitto non può essere superiore a 2940 mm. La qualità estetica e la perfetta integrazione architettonica sono garantiti dalla costante evoluzione tecnica dei sistemi Rimadesio. Il profilo ad incasso a soffitto ed il sistema di fissaggio a parete e a pavimento sono dotati di regolazione telescopica per la messa in bolla e per compensare le imperfezioni di verticalità e planarità degli ambienti.

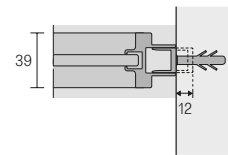
Spazio partition wall system and the sliding doors are always custom-made both in height and width. The maximum ceiling height cannot exceed 2940 mm. The aesthetic quality and the perfect architectural integration are guaranteed by the constant technical evolution of Rimadesio systems. The built in ceiling profile and the wall and floor fixing systems are equipped with telescopic adjustment for levelling and compensating any imperfection of verticality and planarity of the rooms.

Pannello fisso  
Fixed panel

Telaio a parete con regolazione telescopica  
Wall hanging brackets with telescopic adjustment




Sistema di fissaggio a parete con regolazione di 12 mm  
Wall fixing system with 12 mm adjustment

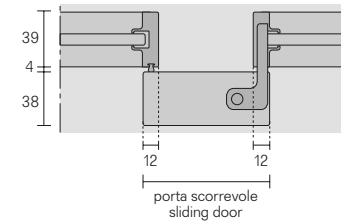


Pannello fisso e scorrevole  
Fixed and sliding panel

Binario di scorrimento predisposto per la verniciatura in loco in tinta al soffitto  
Sliding rail designed for on-site painting to match the ceiling



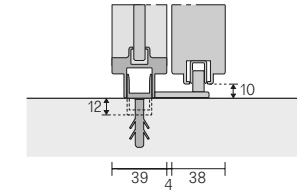
Sistema di scorrimento con trascinio  
Sliding system with joint connection



Telaio a pavimento con regolazione telescopica  
Floor structure with telescopic adjustment

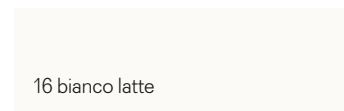



Sistema di fissaggio a terra con regolazione di 12 mm  
Floor fixing system with 12 mm adjustment

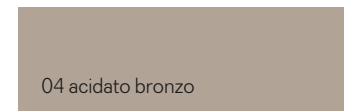
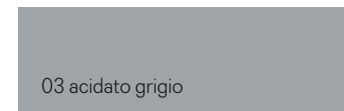
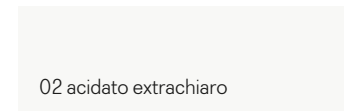

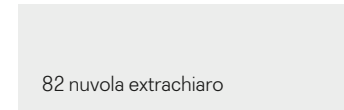


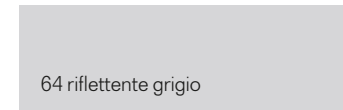
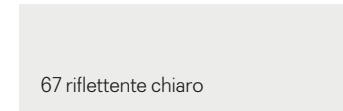
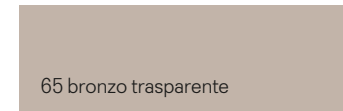
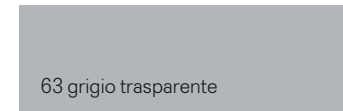
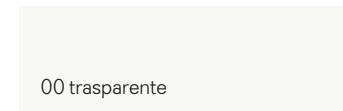
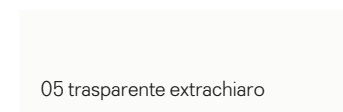


Finiture  
Finishings

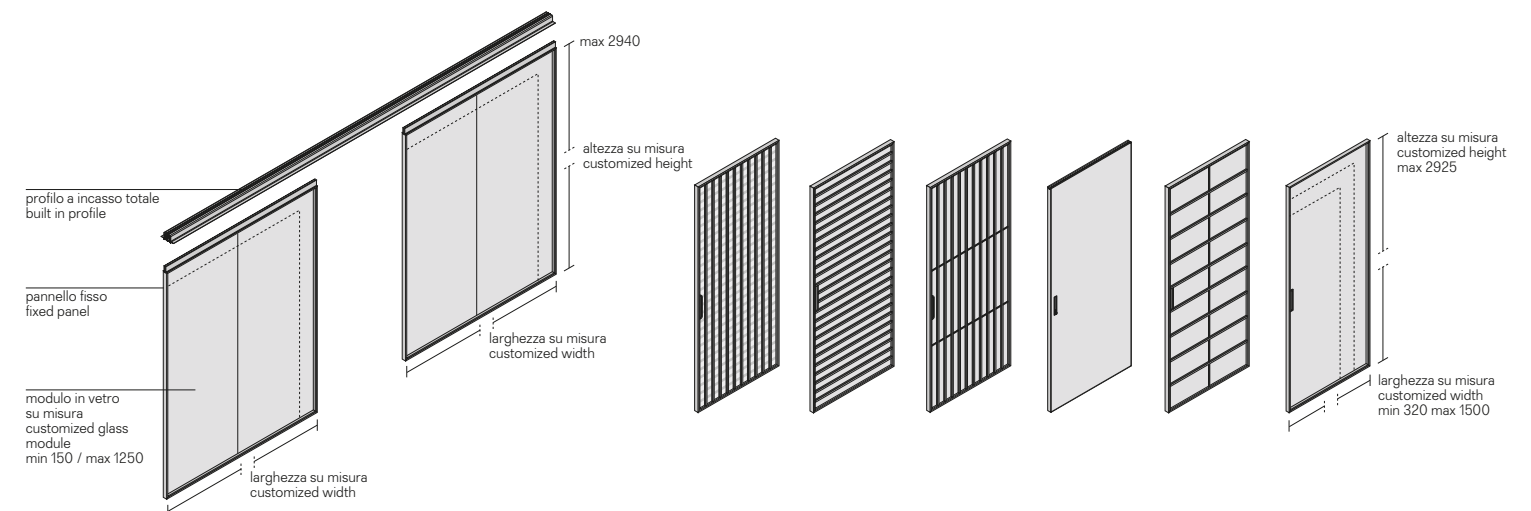
Struttura  
Structure



Vetri  
Glass



Porte abbinata al sistema interparete Spazio  
Doors combined with Spazio partition wall system



## Flat system

Sistema di tavoli attrezzati per spazi professionali con struttura in alluminio estruso e piani in vetro. Naturale evoluzione del tavolo, Flat System prevede configurazioni con elementi terminali, laterali e un'ampia serie di attrezzature e accessori specifici. La proposta permette di interpretare le tipiche esigenze dei nuovi spazi di lavoro, fornendo soluzioni concrete e funzionali per ogni condizione operativa.

System of tables designed for professional spaces with extruded aluminum structure and glass top. Natural evolution of the table, Flat System provides for configurations with terminal and side workspace, and a wide range of specific equipment and accessories. The proposal allows to meet the typical needs of the new working areas, providing practical and functional solutions for every operating condition.

( Self Flat system ).

1 2018 .





Flat system ( Self ).  
1 2018 .

Flat System prevede un'ampia serie di contenitori e accessori. Il design di ogni componente è il risultato di un'attenta ricerca tecnica e funzionale come il reggimensola in pressofusione di alluminio, studiato per essere fissato sul pannello divisorio in vetro acidato.

Flat System includes a wide range of cabinets and accessories. The design of each component is the result of careful technical and functional research, such as the die-cast aluminum shelves support designed to be fixed on the dividing panel in etched glass.



( Self Flat system ).  
1 2018 .





Flat system ( Self ).

1 2018 .

Cassettiera su ruote disponibile nella variante con due o tre cassetti e serratura con chiave di serie. Struttura in legno melaminico interamente rivestita in vetro laccato neve opaco.

Chest of drawers on wheels, available with two or three drawers and standard key lock system. Melamine structure covered with mat lacquered bianco neve glass.



( Self Flat system ).

1 2018 .

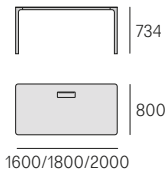


Flat system ( Self ).

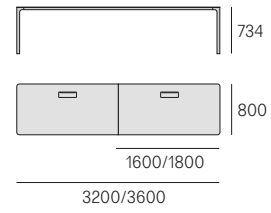
1 2018 .

Composizioni lineari  
Linear composition

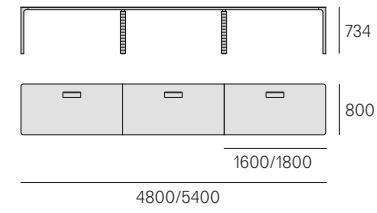
01S



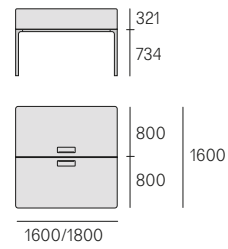
02S



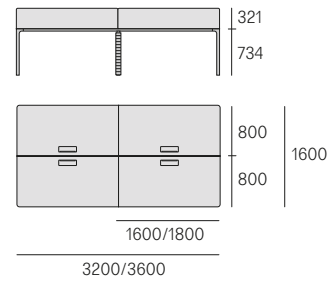
03S



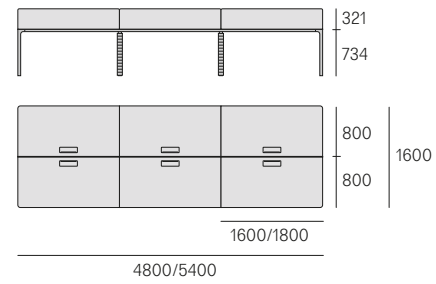
01D



02D

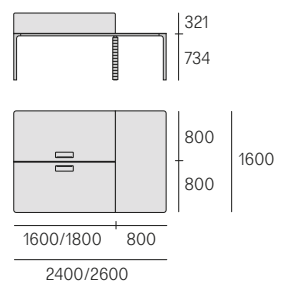


03D

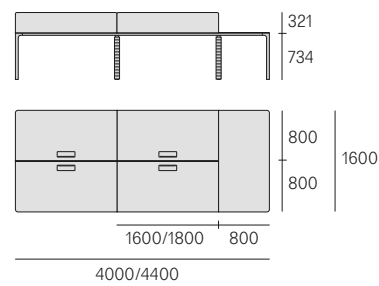


Composizioni lineari con piano terminale  
Linear composition with terminal workspace

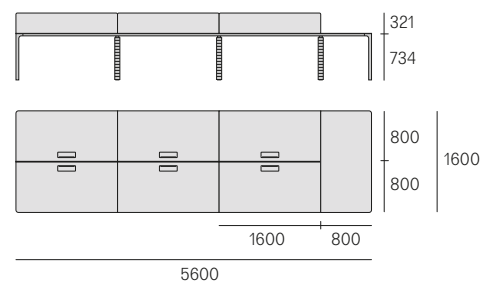
01D-01T



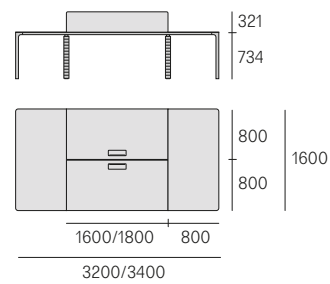
02D-01T



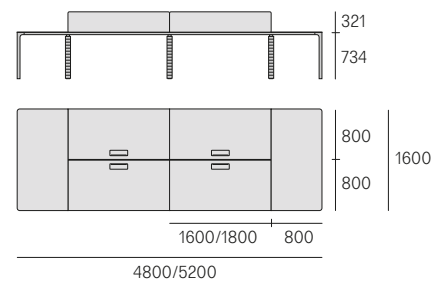
03D-01T



01D-02T

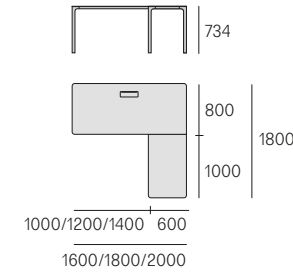


02D-02T

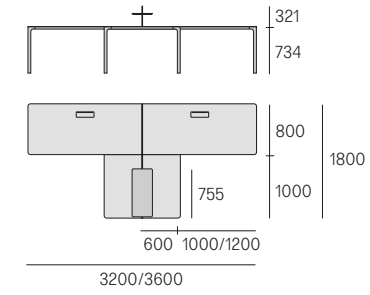


Composizioni angolari con piano laterale e terminale  
Corner compositions with side and terminal workspace

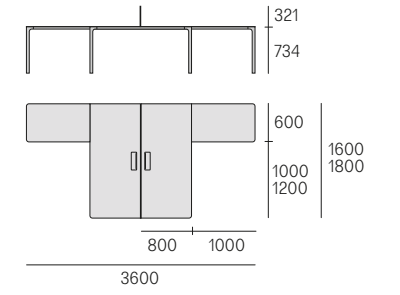
01S-01L



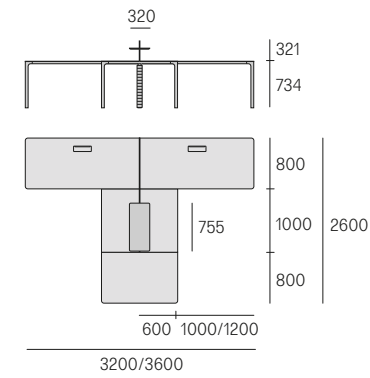
02S-02L



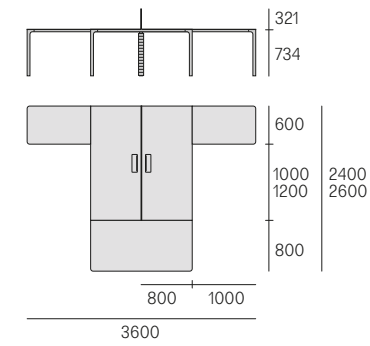
01D-02L



02S-02L-01T

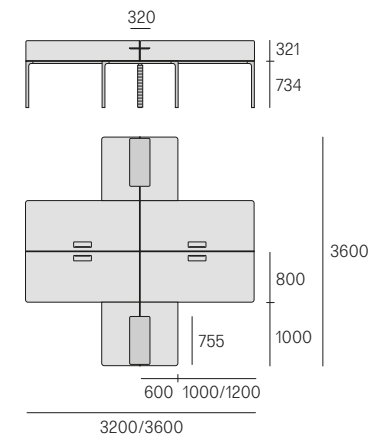


01D-02L-01T



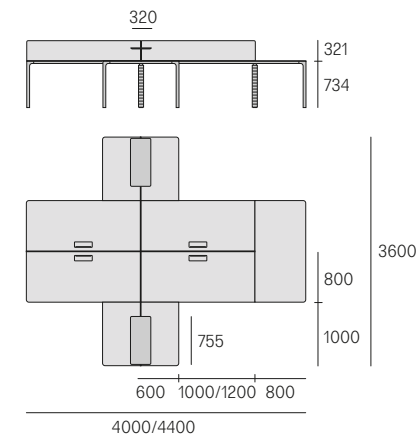
Composizione a croce con piano laterale  
Cross composition with side workspace

02D-04L

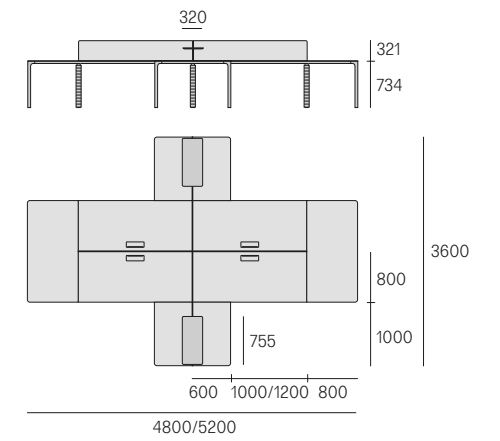


Composizione a croce con piano laterale e terminale  
Cross composition with side and terminal workspace

02D-04L-01T



02D-04L-02T

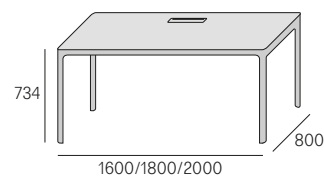




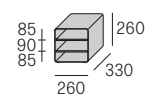
Porta documenti  
Document holder



Struttura e piano  
Structure and top

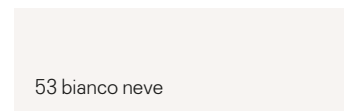


Porta documenti in metallo laccato  
Document holder in painted metal

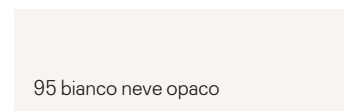


Finiture  
Finishings

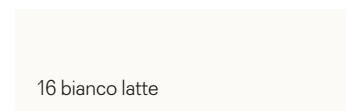
Struttura  
Structure



Top  
Top



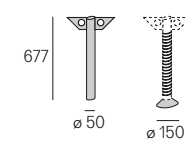
Finiture  
Finishings



Piedino regolabile in altezza  
Adjustable height foot

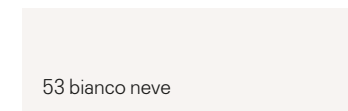


Gamba strutturale in metallo con e senza elica passacavi  
Structural metal leg with and without spiral cable guide

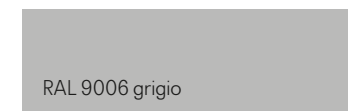


Finiture  
Finishings

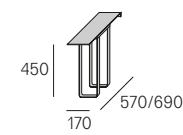
Gamba strutturale  
Structural leg



Elica passacavi opzionale  
Optional spiral cable guide



Porta tower pc  
PC tower holder



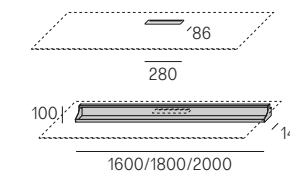
Finitura  
Finishing



Passacavi  
Cable cut

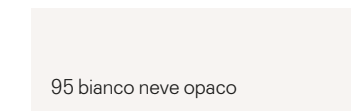


Passacavi in vetro e canalina raccogli cavi in alluminio  
Glass cable cut and aluminum cable ties




Finitura  
Finishings

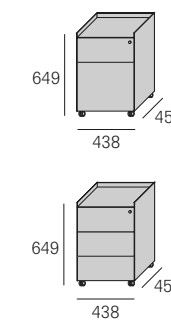
Passacavi in vetro  
Glass cable duct



Canalina raccogli cavi  
Cable duct

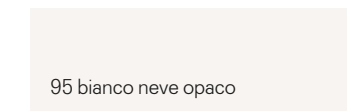


Cassetteria su ruote in vetro laccato con due o tre cassetti  
Glass unit with two or three drawers on wheels

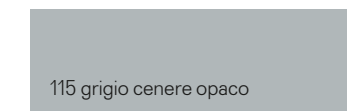


Finiture  
Finishings


Cassetti, fianchi e schienale  
Drawers, side and back panel



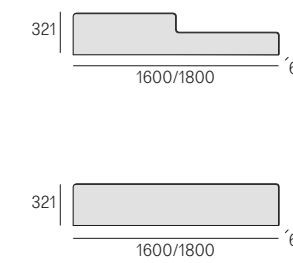
Top  
Top



Alzatina e mensola  
Upstand and shelf

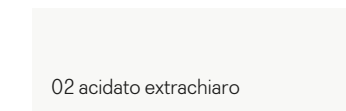


Alzatina in vetro con e senza sagomatura  
Glass upstand with and without shaping

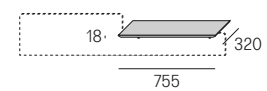


Finitura  
Finishing

Alzatina  
Upstand

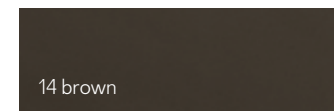
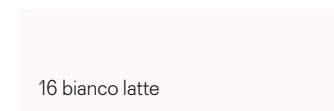


Mensola in legno laccato  
Shelf in lacquered wood



Finiture  
Finishings

Mensola  
Shelf



## Manta and Alambra

Il costante ampliamento della proposta Rimadesio riguarda due affermati bestseller della collezione. Il tavolo Manta, sfruttando la particolare concezione della struttura in pressofusione di alluminio, diventa disponibile in lunghezze eccezionali.

Il sistema Alambra si arricchisce di nuove proposte con piano in vetro trasparente: in versione madia con diverse attrezzature e in versione contenitore centrostanza.

The steady expansion of the Rimadesio proposal concerns two well-known best-sellers of the collection. The Manta table, becomes available in special lengths, taking advantage of the particular design of the die-cast aluminum structure. The Alambra system is now enriched with new proposals with a transparent glass top: the sideboard version with different equipment and the middle room cabinet version.

MANTA ALAMBRA



Manta 4,8

19 rovere termotrattato, 27 rovere nero 15 noce.





Manta 4,8

19 rovere termotrattato, 27 rovere nero 15 noce.





Manta

160/180

Ecolorsystem



Manta



1800

( )

: 303 bronzo. : 15 noce.

Lazy susan: 136 bronzo opaco.





Alambra

14

2018

Madia espositore con top trasparente e ripiano interno  
 Case sideboard with transparent top and internal shelf  
 Struttura Structure: 304 platino  
 Vetro Glass: 64 riflettente grigio  
 Basamento Base: 15 noce  
 Ripiano interno Internal shelf: 63 grigio trasparente  
 W 2016 H 833 D 500

Alambra ↗





# Alambra

14 2018

Media espositore con top trasparente e cassetti interni  
*Case sideboard with transparent top and internal drawers*  
 Struttura *Structure*: 304 platino  
 Vetro *Glass*: 63 grigio trasparente  
 Cassetti e basamento *Drawers and base*: 15 noce  
 Interno cassetti *Drawer internal lining*: 150 cuoio castoro  
 W 2016 H 833 P 500

Alambra ➤



## Alambra

14

2018

Mobile espositore centrostanza *Middle room display unit*  
 Struttura *Structure*: 303 bronzo  
 Vetro *Glass*: 67 riflettente chiaro  
 Cassetti *Drawers*: 15 noce  
 Interno cassetti *Drawer internal lining*: 150 cuoio castoro  
 Schienale interno *Internal back*: 68 specchio grigio  
 Ripiano in vetro *Glass shelf*: 63 grigio trasparente

Alambra Isola ➔ W 2016 H 833 D 939





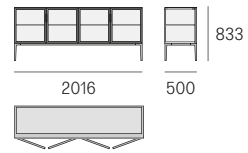
## Alambra

14 2018


Mobile espositore centrostanza *Middle room display unit*  
 Struttura *Structure*: 303 bronzo  
 Vetro *Glass*: 67 riflettente chiaro  
 Cassetti *Drawers*: 15 noce  
 Interno cassetti *Drawer internal lining*: 150 cuoio castoro  
 Schienale interno *Internal back*: 68 specchio grigio  
 Ripiano in vetro *Glass shelf*: 63 grigio trasparente

Alambra Isola ➔ W 2016 H 833 D 939

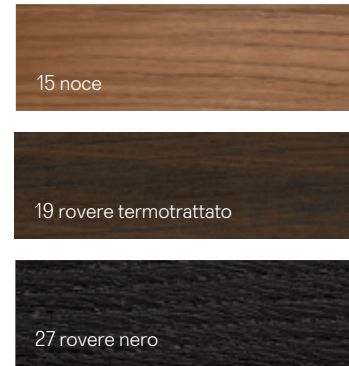
Madia espositore con top trasparente e ripiano interno  
Case sideboard with transparent top and internal shelf



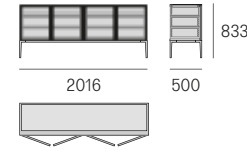
Struttura  
Structure



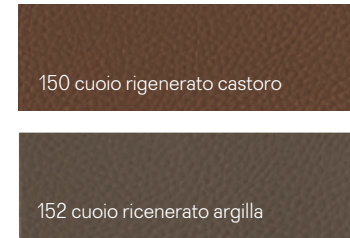
Basamento e cassetti  
Base and drawers



Madia espositore con top trasparente e cassetti interni  
Case sideboard with transparent top and internal drawers



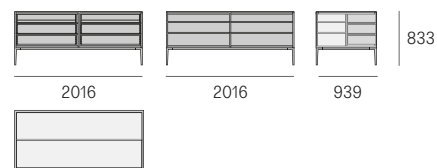
Interno cassetti  
Drawer internal lining




Vetri  
Glass



Isola: mobile espositore centro stanza con top trasparente  
Isola: middle room display unit with transparent top




Struttura  
Structure



Fianco e top  
Side and top



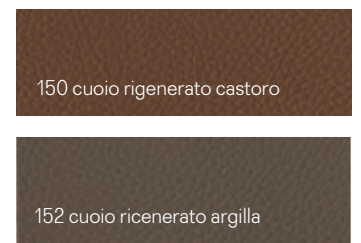
Schienale interno  
Internal back



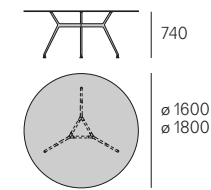
Cassetti  
Drawers



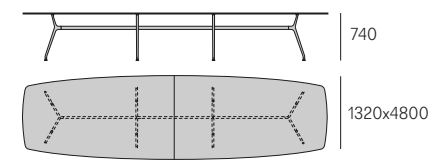
Interno cassetti  
Drawer internal lining




Versione con top in vetro  
Glass top version




Versione con top in legno  
Wood top version




Top  
Top



Top  
Top



Struttura  
Structure



## Zenit

Progettata nel 1998 come sistema libreria o cabina armadio, Zenit si è subito distinta per una serie di innovazioni tra cui l'esclusivo sistema di aggancio degli elementi che esclude fori o agganci prefissati.

Una soluzione che consente la massima libertà di organizzazione delle attrezzature, oggi nuovamente aggiornate sul piano estetico e funzionale.

Designed in 1998 as a bookcase or walk-in closet, Zenit immediately stood out for a series of innovations, including the exclusive fixing system element without holes or pre-set fixing. A solution allowing maximum freedom of arrangement of the equipment, now once again updated on an aesthetic and functional level.

### Zenit

07 olmo melaminico

303 bronzo.





07 olmo melaminico.  
303 bronzo.



Rimadesio presta da sempre un'attenzione particolare alla ricerca di nuove cromie e superfici materiche. Un'attenzione che si riflette anche nella garanzia di soluzioni sempre coordinate tra interno ed esterno dei contenitori, tra le finiture dei componenti metallici e in cuoio rigenerato, le essenze lignee e le laccature dei vetri.

Rimadesio has always paid particular attention to the search for new colors and material surfaces. This attention also comes out in the commitment of offering solutions that increasingly match the inside and the outside of the cabinets, the finishings of the metal and regenerated leather components, the wooden essences and the lacquering of the glass.



melaminico cuoio brown.

Cover, Zenit, Dress Bold Abacus.

21 .

Struttura *Structure*: 303 bronzo  
Cassettiere *Chest of drawers*: 07 olmo  
Interni cassetti *Internal drawers melamine*: UB09 cuoio brown  
Cesti alti e asta portabiti *Big trays and clothes hangers*:  
150 cuoio castoro  
W 4000 H 2700 D 500

Zenit ↗

## Dress Bold

Una cabina armadio a parete, concepita con un sistema di fissaggio privo di fori o agganci prefissati che consente una libera e funzionale disposizione delle attrezzature. Dress bold è prevista anche nella versione completa di pannelli schienale, oggi disponibili con nuove esclusive superfici tessili, valorizzate dall'illuminazione integrata a led.

A wall-mounted walk-in closet, designed with a fixing system without holes or pre-set hooks, allowing a free and functional arrangement of the equipment.

Dress bold is also available in the version with back panels, now available with new exclusive fabrics, enhanced by integrated led lighting system.

Dress Bold.

back





Dress Bold.

back

Spazio ↗

Struttura Structure: 14 brown  
Vetro Glass: 00 trasparente  
W 8000 H 2700 D 4200

Stripe ↗

Struttura Structure: 14 brown  
Vetro Glass: 00 trasparente  
W 1200 H 2700

Dress Bold ↗

Struttura Structure: 14 brown  
Schienali in tessuto Fabric back panels: lux T044 acciaio  
Basamento, ripiani e contenitori  
Floor base, shelves and cabinets: 25 larice carbone  
Accessori Accessories: 152 cuoio argilla  
Frontali Glass fronts: 99 caffè opaco  
W 6040 H 2670 D 537

 ТРИУМФАЛЬНАЯ МАРКА

www.gooddoor.ru



Gli schienali della cabina armadio Dress bold, sono disponibili in vetro o rivestiti in tessuto nelle varianti Material in 6 varianti colore e nell'esclusivo Lux, previsto in 7 varianti. Lux viene prodotto in Italia in seta e cotone con tecniche artigianali in Italia.

The back panels of the Dress bold walk-in closet are available in glass or covered with fabrics, in 6 different colors for the Material version, or the exclusive Lux version, available in 7 variants. Lux is produced in Italy in silk and cotton with handcrafted techniques.



Back





4

Struttura *Structure*: 83 piombo  
 Schienali in tessuto *Fabric back panels*: luxT051 salvia  
 Ripiani *Shelves*: 09 rovere grigio  
 Ceste alte *Big trays*: 152 cuoio argilla  
 Frontali *Glass fronts*: 127 piombo opaco

Dress Bold ➤



750

olmo rovere grigio.  
 21

Struttura *Structure*: 303 bronzo  
 Schienali in tessuto *Fabric back panels*: lux T052 segale  
 Ripiani *Shelves*: 07 olmo  
 Ceste alte *Big trays*: 150 cuoio castoro  
 Frontali *Glass fronts*: 136 bronzo opaco

Dress Bold ➤

ТРИУМФАЛЬНАЯ МАРКА

www.gooddoor.ru




**Descrizione tecnica**  
**Technical description**

Un sistema per creare cabine armadio personalizzabili, con possibilità di composizioni su misura in soluzioni lineari, ad angolo e a C. Due le possibilità estetiche: con i montanti a vista o con pannelli a parete, disponibili in vetro laccato, specchio, melaminico e tessuto. Gli accessori sono liberamente posizionabili lungo il montante a parete, grazie al sistema brevettato di fissaggio ad espansione senza fori.


A system which allows to personalize walk-in closets with custom-made linear, as well as corner and C-shaped compositions. Two aesthetical possibilities are available: with visible uprights or with wall back panels, available in lacquered glass, mirror, melamine and fabrics. The accessories can be freely positioned on the wall upright, thanks to the patented expansion fixing system, without holes.

**Finiture**  
**Finishings**


**Struttura e accessori**  
**Structure and accessories**




**Schienale e accessori in legno**  
**Melamine back panel and accessories**



**Schienale in vetro**  
**Glass back panel**



**Schienali in tessuto lux**  
**Lux fabric back panel**



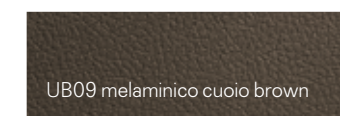
**Schienali in tessuto material**  
**Material fabric back panel**



**Accessori estraibili in cuoio rigenerato**  
**Regenerated leather pull out accessories**



**Interno cassetiera**  
**Internal drawer unit melamine**



Moon

2018  
crema moka  
Moon Luxor  
7 2018

Doors  
Moon

Da oggi disponibile anche nella versione a doppio battente e con l'inedito rivestimento in gres, Moon rappresenta una soluzione sempre più versatile ed esclusiva. Una porta che dal suo esordio concentra una lunga serie di innovazioni tecniche ed estetiche: la totale planarità con le pareti grazie al sottile profilo perimetrale, la particolare maniglia, resa mimetica dall'inserito nello stesso materiale, l'innovativo sistema di chiusura magnetico e, per la nuova versione con doppio battente, un sistema di fissaggio brevettato per una sicura e funzionale chiusura del pannello fisso.

Now also available in the double swing version and with the new porcelain cladding finish, Moon is an increasingly versatile and exclusive solution. A door that, since the beginning, has concentrated a long series of technical and aesthetic innovations: the total flush-wall, thanks to its thin perimeter profile, the unique handle, made mimetic by the insert in the same material, the innovative magnetic closing system and, for the new double swing version, a patented fastening system for a safe and functional closing of the fixed panel.





Moon

2018




La porta Moon concentra una serie di tecniche soluzioni innovative come la chiusura magnetica, la maniglia con inserto nello stesso materiale del pannello porta o l'inedito cursore a scomparsa per l'azionamento del perno di chiusura del pannello fisso.

Moon door includes a series of innovative technical solutions, such as the magnetic closing, the handle with inserts in the same material as the door panel, or the new, retractable mechanism for the pin locking of the fixed panel.

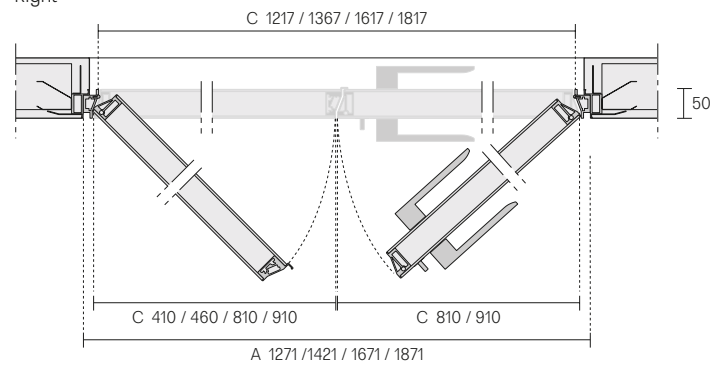


Moon Luxor crema  
moka 7 2018 .

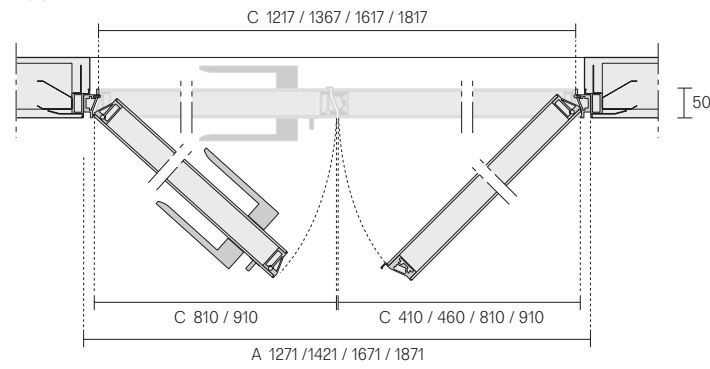
Porta con apertura a tirare  
Door with pull opening



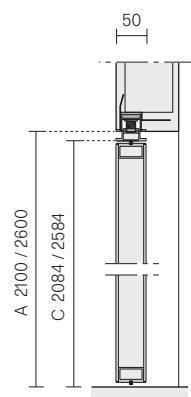
Destra  
Right



Sinistra  
Left



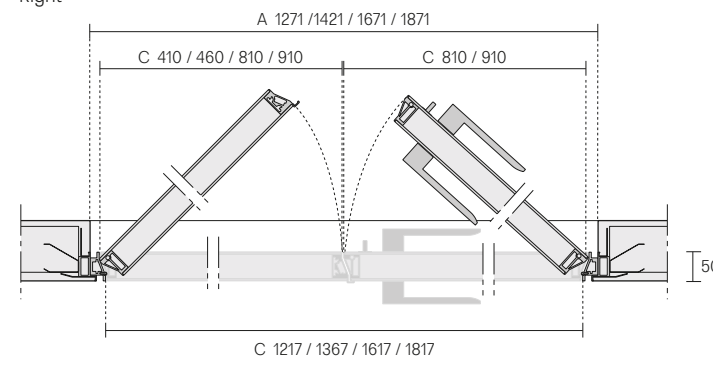
Porta battente filo parete  
Wall flush swing door



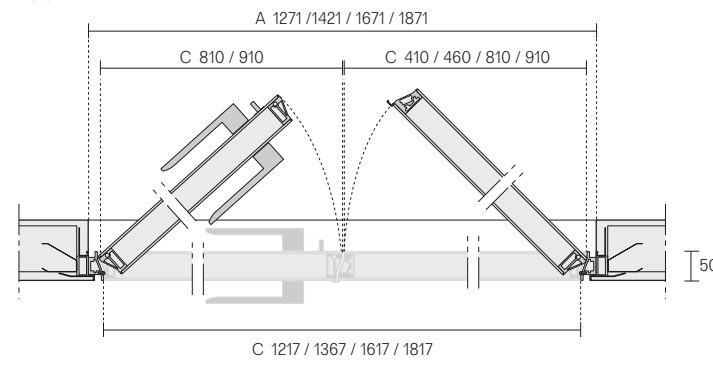
Porta con apertura a spingere  
Door with push opening



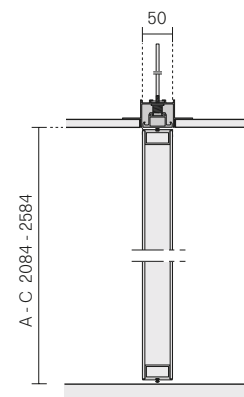
Destra  
Right



Sinistra  
Left

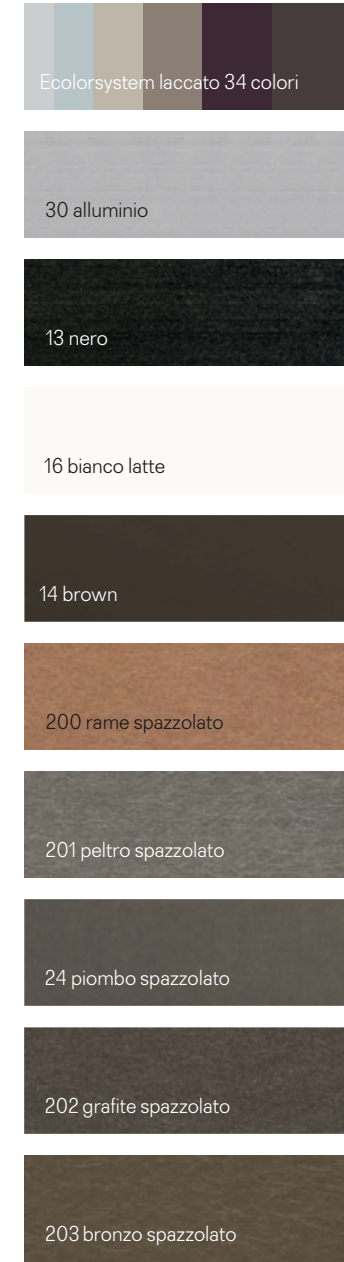


Porta battente filo parete raso soffitto  
Wall flush and flushceiling swing door



A. Luce netta falso telaio  
Subframe dimension  
C. Luce netta passaggio  
Opening dimension

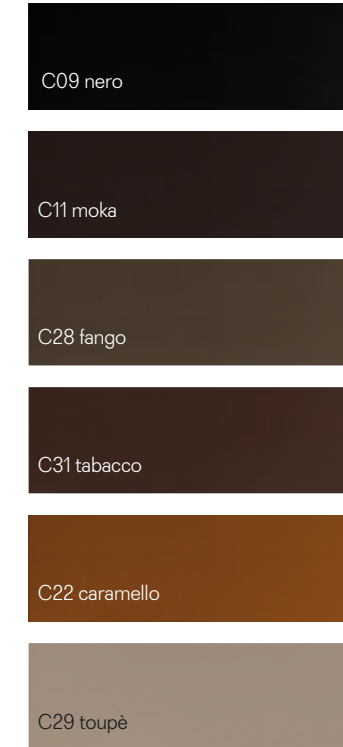
Struttura  
Structure




Vetri  
Glass




Cuoio  
Leather



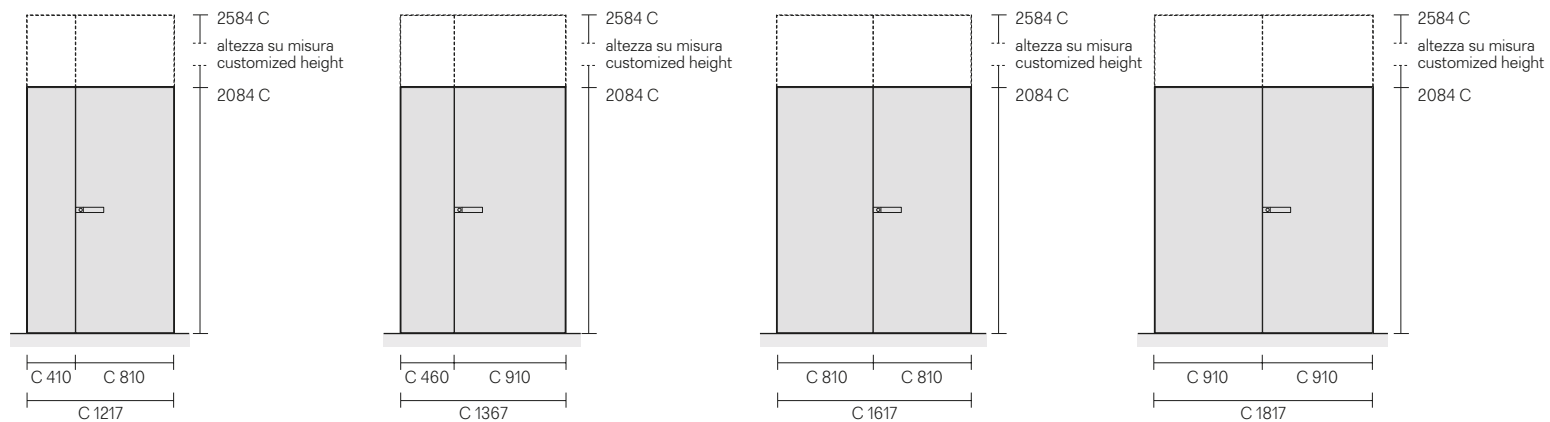
Maniglia  
Handle



Gres  
Porcelain



Tipologie estetiche  
Aesthetical typologies





## Modus

Un progetto specifico per il mondo dell'hotellerie. Una soluzione ad alte prestazioni che concentra tutte le qualità Rimadesio e che risponde puntualmente a tutte le normative internazionali in tema di resistenza al fuoco e di comfort acustico. Modus è dotata di un'esclusiva retro illuminazione a led integrata nello stipite.

A project specifically intended for the hotel industry. A high performance solution concentrating all Rimadesio qualities and promptly responding to all the international standards in terms of fire resistance and acoustic comfort. Modus is equipped with an exclusive led backlight, integrated into the jamb.

Modus.



## Modus

Porta battente con sopraluce  
*Swing door with fanlight*  
Struttura Structure: 302 grafite  
Vetro Glass: 135 grafite opaco  
W 796 H 2073 H tot 2990

Modus ↗

Tipologie estetiche  
Aesthetical typologies

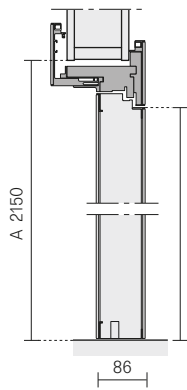
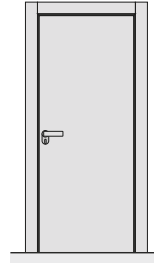
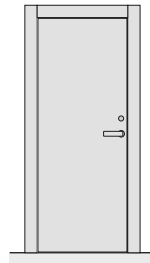
Porta battente  
Swing door

Lato a spingere  
Side to be pushed

Lato a tirare  
Side to be pulled

luce passaggio  
passage opening

796 / 896



Porta battente con sopra luce  
Swing door with fanlight

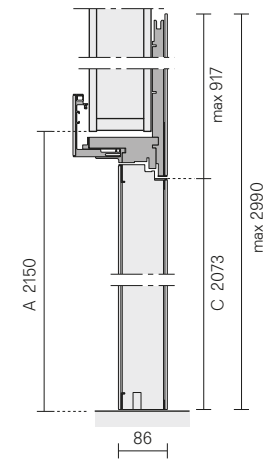
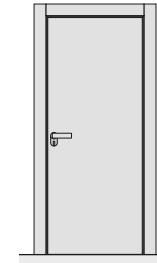
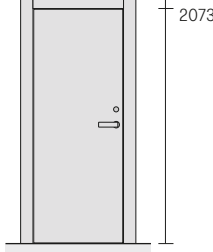
Lato a spingere  
Side to be pushed

Lato a tirare  
Side to be pulled

luce passaggio  
passage opening

796 / 896

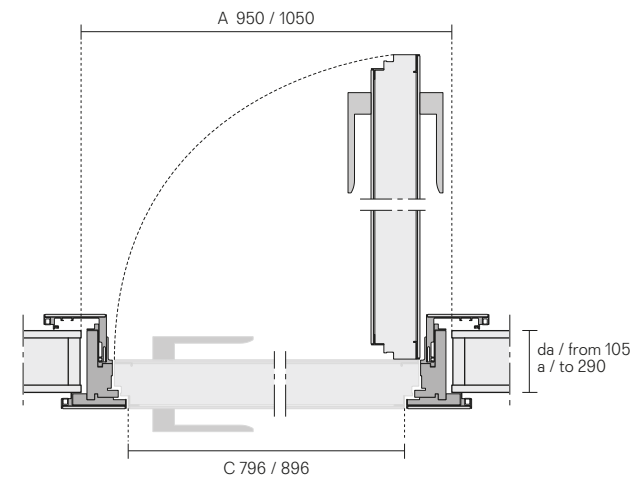
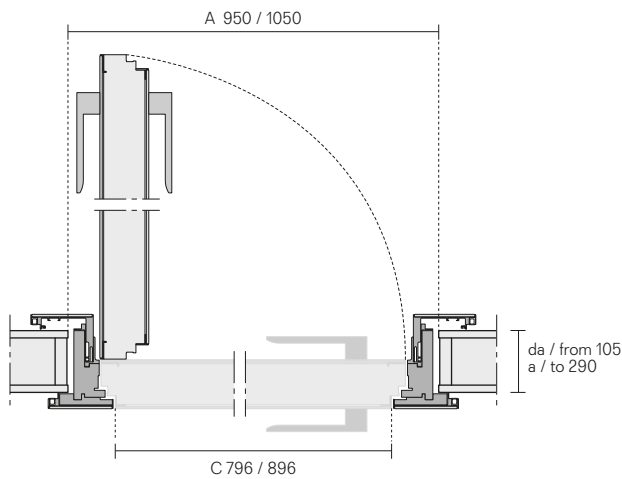
2990  
altezza su misura  
customized height



Porta con apertura a spingere  
Door with push opening

Sinistra  
Left

Destra  
Right



A. Luce netta falso telaio Subframe dimension  
C. Luce netta passaggio Opening dimension


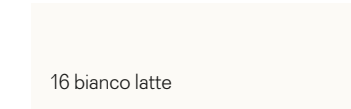
Descrizione tecnica  
Technical description

La porta Modus è sempre coplanare alla parete ed è dotata di apertura a spingere a destra o sinistra. Realizzata in versione standard oppure su misura in altezza con sopra luce, è dotata di pompa di chiusura invisibile a scomparsa, para-spifferi retrattile a pavimento, cerniere regolabili a scomparsa e illuminazione led integrata nello stipite.



The Modus door is always coplanar to the wall and is available with push or pull opening, left or right. Realized in a standard or customized height with fanlight, it is equipped with a concealed door closing, retractable mechanism on the floor, concealed adjustable hinges and led lighting system integrated into the jamb.

Finiture  
Finishings


Struttura e maniglia  
Structure and handle



Vetri  
Glass



Gres  
Porcelain





Collection designed by Giuseppe Bavuso

Art direction: Paolo Mojoli  
Graphic project: Juma  
Photo: Federico Cedrone  
Styling: Patrizia Cantarella with Rossella Ballabio  
Stage setup: Ottonove  
Films and print: Optima  
Printed in Italy / April 2018

Thanks to: Artemide, Compasso, Davide Groppi,  
Fontana Arte, Living Divani, Noorth, Karakter,  
R-Store Apple Premium Reseller, Salvioni arredamenti,  
Salvatori, Scandola Marmi, Vesoi.

Awards	
1993 Siparium	Young & Design 1993
2000 Zenit	Award KBB
2001 Zenit	selezione Design Index ADI 2001
2002 Siparium	Top100 Frames
2005 Graphis	selezione Design Index ADI 2005
2007 Vela	selezione Design Index ADI 2007
2008 Vela	segnalazione XXI Premio Compasso d'Oro ADI
2015 Wind	winner Red Dot Award 2015
2016 Cover	AZ awards 2016 Best Furniture System
2016 Alambra	selezione Design Index ADI 2016
2017 Sail	selezione Design Index ADI 2017
2017 Soho	AZ awards 2017 Architectural products
2017 Daimon	Interior Design Magazine Best of Year awards

2013 **ADI** MEMBER

Modelli depositati e brevettati / Patented:  
Sail, Soho, Velaria, Stripe, Daimon, Graphis, Siparium, Zen, Zen frame, Moon, Vela,  
Luxor, Even, Aura, Spin, Link+, Planet, Flat, Alambra, Abacus living, Cover, Zenit,  
Dress bold e Abacus.

Marchi registrati / Registered trademarks:  
Rimadesio, Ecolorsystem, Siparium.



Rimadesio spa  
Via Furlanelli 96  
20833 Giussano (Mb) Italy  
T +39 0362 3171  
F +39 0362 317317  
www.rimadesio.it  
rimadesio@rimadesio.it

Flagship store Milano  
Via Visconti di Modrone 26  
20122 Milano Italy  
T-F +39 02 76280708  
milano@rimadesio.it

Italy showroom:  
Milano, Roma, Genova, Torino, Como, Brescia, Parma, Firenze, Pescara,  
Palermo, Catania, Cosenza.

Worldwide showroom:  
Genève, Wien, Nice, Madrid, Barcelona, Bilbao, Bruxelles, Munich,  
Moscow, Istanbul, Beirut, Tel Aviv, New Delhi, Manila, Casablanca,  
Tehran, Sankt-Petersburg, Kiev, Tokyo, Shanghai, Beijing, Taipei,  
Bangkok, Hong Kong, Singapore, Hyderabad, New York, Mexico City,  
Santiago del Chile, Cape Town.

Follow us on **facebook**