

REI

GAROFOLI

FIRMA LE VERE PORTE IN LEGNO MASSICCIO

## Tutta la sicurezza nelle porte **REI GAROFOLI.**

Il Gruppo Garofoli si colloca tra i leader mondiali nella progettazione, costruzione e commercializzazione di porte per interni, con particolare specializzazione per le porte in legno massiccio. Il Gruppo, guidato dal fondatore Fernando Garofoli, si posiziona nel segmento più alto del mercato di riferimento. Oggi i suoi prodotti sono diventati concreti simboli d'eccellenza del "Made in Italy" nel mondo. Dalle porte classiche in legno massello ai prodotti di design in acciaio spazzolato e alluminio, la Garofoli s.p.a. è in grado di rispondere alle richieste di un mercato sempre più evoluto, seguendo i criteri consoni all'interior design di ultima generazione. Particolarmente attenta al tema della sicurezza, Garofoli propone un'ampia collezione di porte rei dedicate ad alberghi, residence, imprese, istituti scolastici e comunità. Una soluzione ottimale per proteggere la propria struttura nel rispetto delle normative di legge.

The Garofoli Group is a world leader in the design, construction and sale of interior doors, with particular emphasis on solid wood doors. The Group, guided by its founder Fernando Garofoli, is positioned in the highest end of the reference market. Today, its products have become tangible symbols of the excellence of "Made in Italy" worldwide. From classic solid wood doors to design brushed steel and aluminium products, Garofoli s.p.a. can meet the demands of an increasingly evolved market, in accordance with the latest generation interior design criteria. Particularly attentive to security matters, Garofoli offers a wide range of Rei doors devoted to hotels, resorts, business, schools and community institutes. An ideal solution for protecting your own building in full compliance with legal regulations.

# 304560

## Legenda simboli.Key to symbols.



Versione legno massiccio.  
Solid wood version.



Versione legno impiallacciato.  
Veneered wood version.



Versione in laminato.  
Laminate version.



Versione in laccato.  
Lacquered version.



Resistenza al fuoco 30 minuti.  
Fire resistance 30 minutes.



Resistenza al fuoco 45 minuti.  
Fire resistance 45 minutes.



Resistenza al fuoco 60 minuti.  
Fire resistance 60 minutes.



Modello solo porta singola.  
Model with single door only.



Modello con doppia porta.  
Model with double door.



Indicatore di fono isolamento.  
Sound insulation indicator.



Modello con inserimento oblo' rotondo ( max 0,25 MQ ).  
Model with round porthole insert (max. 0.25 m2).



Modello con inserimento oblo' rettangolare ( max 0,25 MQ ).  
Model with rectangular porthole insert (max. 0.25 m2).

## INDEX

6 ReiStilia 30 /ReiStilia 30

32 Rei 30 /Rei 30

54 Filorei 45 /Filorei 45

74 Gdesign Rei 60 /Gdesign Rei 60

96 Filomuro Rei 60 /Filomuro Rei 60

122 Parquet / Battiscopa /Parquet/Skirting board

138 Boiserie /Panelling

152 Certificazioni /Certifications

# Rei stilia 30\_



VERSIONE  
CON  
FINITURA  
LEGNO  
VENEERED  
WOOD  
VERSION.



VERSIONE  
IN  
LAMINATO  
LAMINATE  
VERSION.



VERSIONE  
LACCATA  
LACQUERED  
VERSION.




RESISTENZA  
AL FUOCO  
30 MINUTI.  
FIRE  
RESISTANCE  
30 MINUTES.



SOLO PORTA  
SINGOLA.  
MODEL WITH  
SINGLE  
DOOR ONLY.



FONO  
ISOLAMENTO  
32 db  
37 db  
SOUND  
INSULATION  
INDICATOR  
32 db  
37 db.



REI STILIA 30 VERSIONE LEGNO  
ROVERE TABACCO CON  
BOISERIE ABBINATA.

*TOBACCO OAK WITH MATCHING  
PANELLING  
REI STILIA 30 TOBACCO OAK  
WITH MATCHING PANELLING AND  
SHELVES.*





REI STILIA 30 ROVERE  
TABACCO CON BOISERIE  
E MENSOLE ABBINATE.

*REI STILIA 30 TOBACCO  
OAK WITH MATCHING  
PANELLING AND  
SHELVES.*

BOISERIE E CABINA ARMADIO  
ABBINATE ALLA PORTA  
REI STILIA 30.

PANELLING AND WALK-IN WAR-  
DROBE MATCHING REI STILIA  
ESSENCE.








# Rei stilia 30\_

REI STILIA 30 VERSIONE LAMINATO  
FRASSINO AVORIO CON MOSTRINE  
LISCE E INSERTI METALLICI.  
VISTA LATO ESTERNO E VISTA LATO  
INTERNO

REI STILIA 30 IVORY OAK LAMINATE  
VERSION WITH SMOOTH TRIM AND  
METAL INSERTS. VIEW OF OUTSIDE  
AND VIEW OF INSIDE



REI STILIA 30 VERSIONE LAMINATO  
ROVERE INTARSIO MODELLO  
EMA 1L2M.

REI STILIA 30 IVORY OAK  
LAMINATE VERSION.  
MODEL EMA 1L2M




# REI STILIA 30.

VERSIONE IN LAMINATO. LAMINATE VERSION.



## CONFIGURAZIONI PER LA VERSIONE IN LAMINATO. CONFIGURATION FOR LAMINATE VERSION.

**IN LAMINATO LISCIA.**  
IN SMOOTH LAMINATED




MOD. 1L


**IN LAMINATO CON FILETTI METALLICI.**  
IN LAMINATE WITH METAL STRIPS.




MOD. 1F



MOD. 2F




MOD. 3F



MOD. 5F

**COLORI DISPONIBILI.** COLOURS AVAILABLE.



BIANCO  
WHITE




AVORIO  
IVORY




TORTORA  
DOVE GREY


**ESSENZE DISPONIBILI.** ESSENCES AVAILABLE.




NOCE  
BIONDO  
BLONDE  
WALNUT




NOCE  
CANALETTO  
CANALETTO  
WALNUT




ROVERE  
SBIANCATO  
BLEACHED  
OAK




ROVERE  
WENGE'  
WENGE' OAK




FRASSINO  
BIANCO  
WHITE ASH



FRASSINO  
AVORIO  
IVORY ASH



FRASSINO  
TORTORA  
DOVE GREY  
ASH



ROVERE  
INTARSIO  
INLAID OAK




# REI STILIA 30.

VERSIONE LACCATO. LACQUERED VERSION.




## CONFIGURAZIONI PER LA VERSIONE IN LACCATO. CONFIGURATION VERSION FOR LACQUERED.

**LACCATA LISCIA.**  
SMOOTH LACQUERED




MOD. 1L


**MODELLI CON FILETTI METALLICI.**  
MODELS WITH METAL STRIPS.




MOD. 1F



MOD. 2F




MOD. 3F



MOD. 5F


**MODELLI DI PANTOGRAFATURA ( PROFONDITA' MASSIMA 2 mm.)**

MODELS WITH PANTOGRAPH (MAXIMUM DEPTH 2 mm)




MOD. 1B

Mod. (MIRAQUADRA)



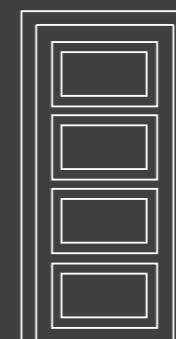
MOD. 2B

Mod. (MIRAQUADRA)



MOD. 3B

Mod. (MIRAQUADRA)



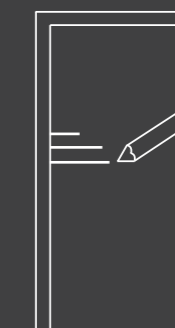
MOD. 4B

Mod. (MIRAQUADRA)

PER ALTRE PANTOGRAFATURE RIFERIMENTO MODELLI:


> MIRAQUADRA

PANTOGRAPH REFERENCE MODELS:  
> MIRAQUADRA



PANTOGRAFATURE PERSONALIZZABILI  
MAX PROFONDITA' INCISIONE 2 mm.  
CUSTOMISABLE PANTOGRAPH MAX. DEPTH OF INCISION 2 mm.

**COLORI DISPONIBILI. COLOURS AVAILABLE.**



LACCATO BIANCO  
WHITE LACQUERED



LACCATO AVORIO  
IVORY LACQUERED



LACCATO TORTORA  
DOVE GREY LACQUERED

**COLORI RAL A RICHIESTA PER STILIA30. RAL COLOURS, UPON REQUEST.**

LUCIDO.GLOSSY

OPACO.MATT





# REI STILIA 30.

VERSIONE LEGNO. *WOODEN VERSION.*




## CONFIGURAZIONI PER LA VERSIONE IN LEGNO. *CONFIGURATIONS FOR WOODEN VERSION.*

LEGNO LISCIA.  
*SMOOTH WOOD.*


MODELLO IN LEGNO CON FILETTI METALLICI.  
*WOODEN MODEL WITH METAL STRIPS.*




MOD. 1L



MOD. 1F



MOD. 2F




MOD. 3F




MOD. 5F

## COLORI DISPONIBILI PER IL ROVERE LACCATO. *COLOURS AVAILABLE FOR THE LACQUERED OAK.*



ROVERE  
LACCATO  
BIANCO  
A PORO APERTO  
LACQUERED  
OAK  
OPEN-PORE  
WHITE




ROVERE  
LACCATO  
AVORIO  
A PORO APERTO  
LACQUERED OAK  
OPEN-PORE  
IVORY




ROVERE  
LACCATO  
TORTORA  
A PORO APERTO  
LACQUERED  
OAK  
OPEN-PORE  
DOVE GREY


## ESSENZE DISPONIBILI. *ESSENCES AVAILABLE.*



ROVERE  
BRANDY  
BRANDY OAK




ROVERE  
WENGE'  
WENGE' OAK



ROVERE  
CASTAGNO  
CHESTNUT OAK



ROVERE  
NATURALE  
NATURAL OAK



ROVERE  
TABACCO  
TOBACCO  
OAK




ROVERE  
TEAK  
TEAK-FINISH  
OAK




ROVERE  
DECAPE'  
PICKLED  
OAK




ROVERE  
SBIANCATO  
BLEACHED  
OAK




ROVERE  
GRIGIO  
GREY OAK



ASCHERRY  
TINTO CHIARO  
LIGHT-STAIN  
ASCHERRY



ASCHERRY  
TINTO SCURO  
DARK-STAIN  
ASCHERRY



CANOEWOOD  
CANOEWOOD



ARTE  
POVERA  
POOR ART  
SATIN FINISH

VENATURA SOLO IN ORIZZONTALE.  
*HORIZONTAL GRAIN ONLY.*

# INFORMAZIONI TECNICHE PER MODELLO REI STILIA 30.

TECHNICAL DATA FOR MODEL REI STILIA 30.

## CARATTERISTICHE E PRESTAZIONI:

Porta resistente al fuoco in legno ad un'anta avente classificazione EI130 – REI 30.

Telaio maestro sp. 39 mm. Mostre telescopiche del tipo ad incastro regolabili. Guarnizione acustica fumi freddi estrusa.

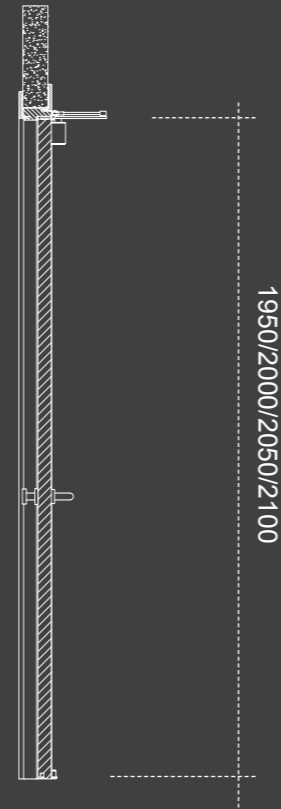
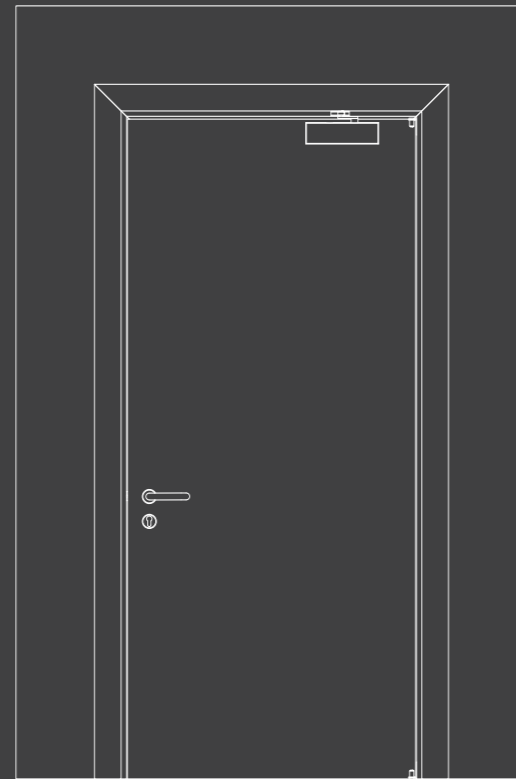
Guarnizione intumescente autoadesiva.

Montaggio consentito su pareti in muratura o cartongesso da sp. mm. 80 minimo (su richiesta) con resistenza al fuoco EI 30 – REI 30.

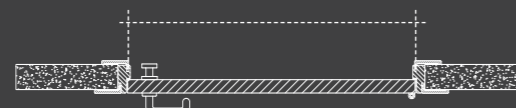
Anta sp. 42,5 mm, per finitura complanare lato a tirare. Isolante interno ad alte prestazioni, finitura delle facce con cartelle in MDF, placcate nelle varie finiture coordinate con i bordi. Guarnizioni intumescenti sui bordi dell'anta.

Kit cerniera ad alta portata certificata a filo. Rostri di tenuta in caso di incendio. Marchio di conformità indelebile ai sensi D.M. 21.06.2004.

Certificazione LA.P.I. 49-U-12-143FR secondo UNI EN 1634-1:2009 ed assessment Exova Warringtonfire nr. 322658 secondo BS EN1634-1. Prodotto omologato come da art. 1 del D.M. 30/06/2004 dal Ministero dell'Interno con atto di omologazione AN170EI1030P006. Certificazioni fonoisolamento LA.P.I. 759.11UN0081.12 e 760.11UN0081.12 secondo UNI EN ISO 10140-2:2010 - UNI EN ISO 717-1:2007 – Rw 32 e 37 dB. Certificazione Federazione Russa C-IT.ПБ25.В.01612 secondo ГОСТ 53307-2009.



600/650/700/750/800/900



## CHARACTERISTICS AND PERFORMANCE:

Wooden – single leaf fire resistant door with EI130 performance.

Main frame 39 mm thick. Adjustable telescopic covering profiles. Extruded cold smoke seal. Intumescent autoadhesive seal.

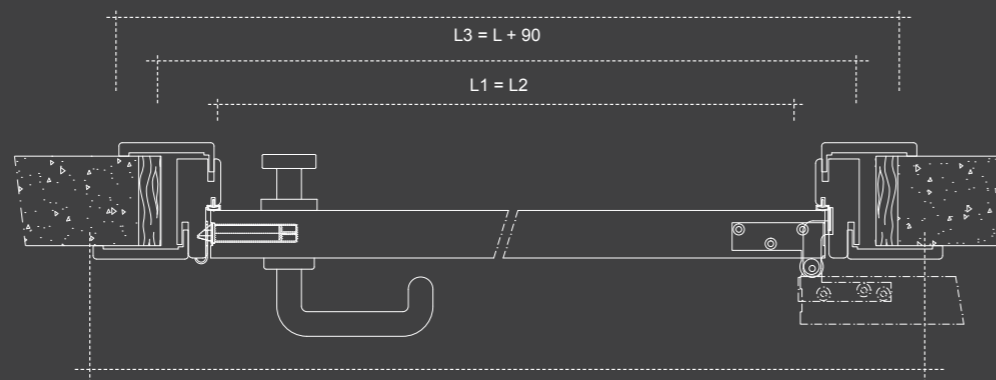
Installation allowed on gypsum board or masonry walls with minimum thickness of 80 mm and EI 30 fire resistance.

Leaf 42,5 mm thick, flush to frame on pull side. High performance insulation core, solid wood on the perimeter and MDF facings. Intumescent seals on door edges.

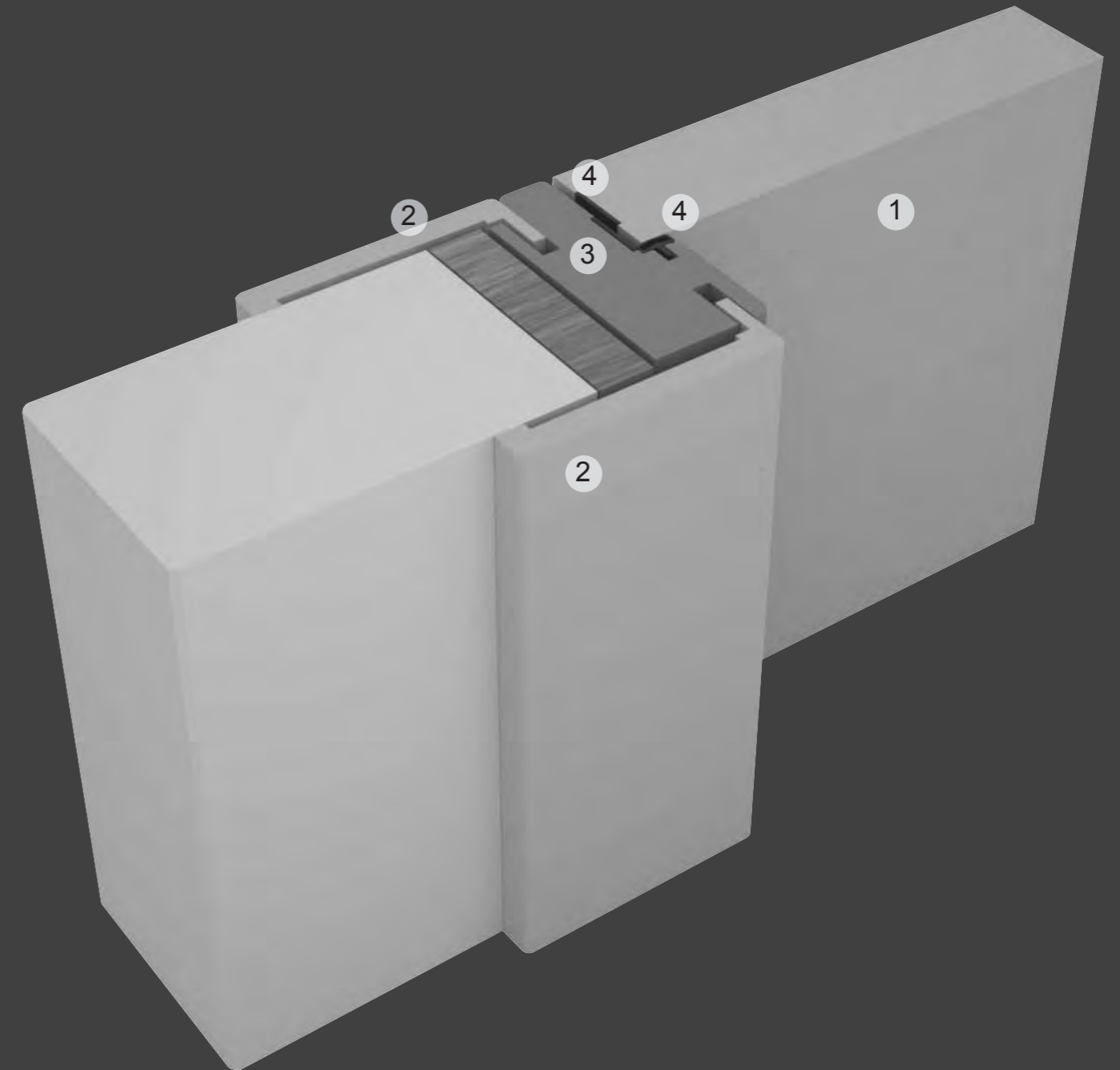
Heavy duty pivot hinge kit. Adjustable and thermal bolts in case of fire. Door ID plate according to Italian D.M. 21.06.2004.

Certification LA.P.I. 49-U-12-143FR according to UNI EN 1634-1:2009 and Exova Warringtonfire assessment nr. 322658 according to BS EN1634-1. Italian "atto di omologazione" AN170EI1030P006. Acoustic certifications LA.P.I. 759.11UN0081.12 and 760.11UN0081.12 according to UNI EN ISO 10140-2:2010 - UNI EN ISO 717-1:2007, Rw 32 and 37 dB. Russian Federation certification C-IT.ПБ25.В.01612 according to ГОСТ 53307-2009.

LARGHEZZA ESTERNO MOSTRINE LATO A SPINGERE = L + 180  
EXTERNAL WIDTH OF TRIM ON PUSH SIDE = W + 180



LARGHEZZA ESTERNO MOSTRINE LATO A TIRARE = L + 233  
EXTERNAL WIDTH OF TRIM ON PULL SIDE = W + 233



- 1 ANTA, DOOR.
- 2 MOSTRINE, TRIM.
- 3 TELAIO, FRAME.
- 4 GUARNIZIONI, SEALS.

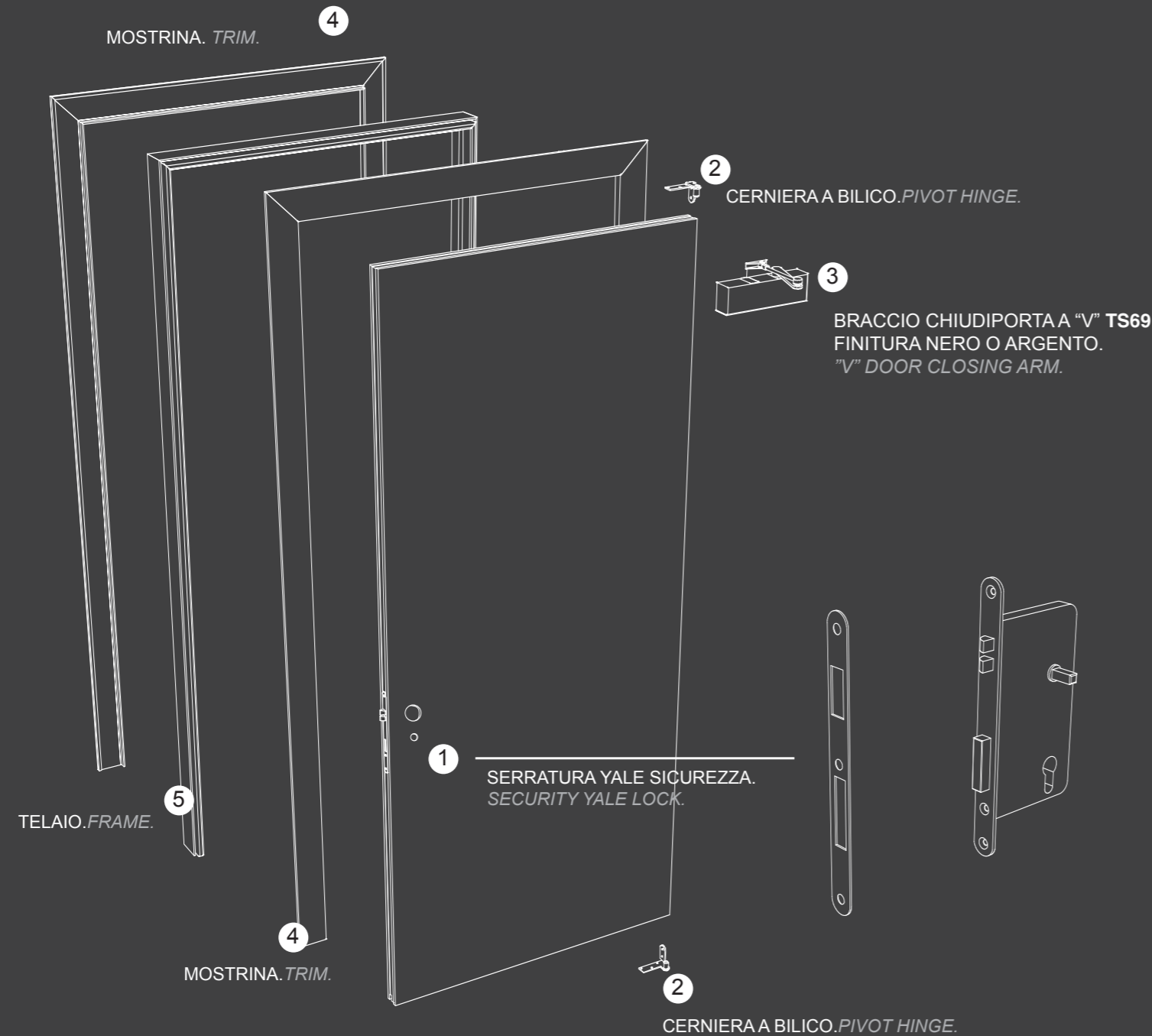
# ELEMENTI DI SERIE PER MODELLO REI STILIA 30.

## STANDARD ELEMENTS FOR MODEL REI STILIA 30.

### ELEMENTI DI SERIE. STANDARD ELEMENTS

SERRATURA SIC REI CON CILINDRO YALE IN FINITURA A SCELTA OTTONE LUCIDO O CROMO SATINATO (OTTONE LUCIDO **STANDARD** DI BASE ). 2 CERNIERE A BILICO REGOLABILI 3D (COLORI: CROMO SATINATO, CROMO LUCIDO, OTTONE LUCIDO). BRACCIO CHIUDIORTA AV. **ESCLUSA LAMA TAGLIAFREDDO.**

SIC REI LOCK WITH YALE CYLINDER IN A POLISHED BRASS OR SATIN-FINISH CHROME FINISH (POLISHED BRASS AS BASIC STANDARD). 2 3D ADJUSTABLE PIVOT HINGES (COLOURS: SATIN-FINISH CHROME, POLISHED CHROME, POLISHED BRASS). AV. DOOR CLOSING ARM. EXCLUDING DRAUGHT EXCLUDER.



# CAMPO DI ESTENDIBILITA' DELLE MISURE.

## FIELD OF MEASUREMENT EXTENSION.

ESTENDIBILITA' MISURE CONSENTITE. PERMITTED EXTENSION MEASUREMENTS.

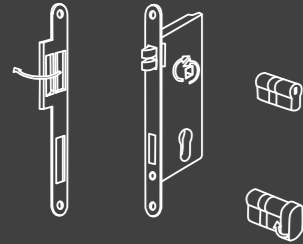
| H/L L.P. | H/L E.T. | 900 | 905 | 910 | 915 | 920 | 925 | 930 | 935 | 940 | 945 | 950 | 955 | 960 | 965 | 970 | 975 | 980 | 985 | 990 | 995 | 1000 | 1005 | 1010 | 1015 | 1020 | 1025 | 1030 | 1035 | 1040 | 1047 |   |
|----------|----------|-----|-----|-----|-----|-----|-----|-----|-----|-----|-----|-----|-----|-----|-----|-----|-----|-----|-----|-----|-----|------|------|------|------|------|------|------|------|------|------|---|
| 2100     | 2139     | ●   | ●   | ●   | ●   | ●   | ●   | ●   | ●   | ●   | ●   | ●   | ●   | ●   | ●   | ●   | ●   | ●   | ●   | ●   | ●   | ●    | ●    | ●    | ●    | ●    | ●    | ●    | ●    | ●    | ●    | ● |
| 2110     | 2149     | ●   | ●   | ●   | ●   | ●   | ●   | ●   | ●   | ●   | ●   | ●   | ●   | ●   | ●   | ●   | ●   | ●   | ●   | ●   | ●   | ●    | ●    | ●    | ●    | ●    | ●    | ●    | ●    | ●    | ●    | ● |
| 2120     | 2159     | ●   | ●   | ●   | ●   | ●   | ●   | ●   | ●   | ●   | ●   | ●   | ●   | ●   | ●   | ●   | ●   | ●   | ●   | ●   | ●   | ●    | ●    | ●    | ●    | ●    | ●    | ●    | ●    | ●    | ●    | ● |
| 2130     | 2169     | ●   | ●   | ●   | ●   | ●   | ●   | ●   | ●   | ●   | ●   | ●   | ●   | ●   | ●   | ●   | ●   | ●   | ●   | ●   | ●   | ●    | ●    | ●    | ●    | ●    | ●    | ●    | ●    | ●    | ●    | ● |
| 2140     | 2179     | ●   | ●   | ●   | ●   | ●   | ●   | ●   | ●   | ●   | ●   | ●   | ●   | ●   | ●   | ●   | ●   | ●   | ●   | ●   | ●   | ●    | ●    | ●    | ●    | ●    | ●    | ●    | ●    | ●    | ●    | ● |
| 2150     | 2189     | ●   | ●   | ●   | ●   | ●   | ●   | ●   | ●   | ●   | ●   | ●   | ●   | ●   | ●   | ●   | ●   | ●   | ●   | ●   | ●   | ●    | ●    | ●    | ●    | ●    | ●    | ●    | ●    | ●    | ●    | ● |
| 2160     | 2199     | ●   | ●   | ●   | ●   | ●   | ●   | ●   | ●   | ●   | ●   | ●   | ●   | ●   | ●   | ●   | ●   | ●   | ●   | ●   | ●   | ●    | ●    | ●    | ●    | ●    | ●    | ●    | ●    | ●    | ●    | ● |
| 2170     | 2209     | ●   | ●   | ●   | ●   | ●   | ●   | ●   | ●   | ●   | ●   | ●   | ●   | ●   | ●   | ●   | ●   | ●   | ●   | ●   | ●   | ●    | ●    | ●    | ●    | ●    | ●    | ●    | ●    | ●    | ●    | ● |
| 2180     | 2219     | ●   | ●   | ●   | ●   | ●   | ●   | ●   | ●   | ●   | ●   | ●   | ●   | ●   | ●   | ●   | ●   | ●   | ●   | ●   | ●   | ●    | ●    | ●    | ●    | ●    | ●    | ●    | ●    | ●    | ●    | ● |
| 2190     | 2229     | ●   | ●   | ●   | ●   | ●   | ●   | ●   | ●   | ●   | ●   | ●   | ●   | ●   | ●   | ●   | ●   | ●   | ●   | ●   | ●   | ●    | ●    | ●    | ●    | ●    | ●    | ●    | ●    | ●    | ●    | ● |
| 2200     | 2239     | ●   | ●   | ●   | ●   | ●   | ●   | ●   | ●   | ●   | ●   | ●   | ●   | ●   | ●   | ●   | ●   | ●   | ●   | ●   | ●   | ●    | ●    | ●    | ●    | ●    | ●    | ●    | ●    | ●    | ●    | ● |
| 2210     | 2249     | ●   | ●   | ●   | ●   | ●   | ●   | ●   | ●   | ●   | ●   | ●   | ●   | ●   | ●   | ●   | ●   | ●   | ●   | ●   | ●   | ●    | ●    | ●    | ●    | ●    | ●    | ●    | ●    | ●    | ●    | ● |
| 2220     | 2259     | ●   | ●   | ●   | ●   | ●   | ●   | ●   | ●   | ●   | ●   | ●   | ●   | ●   | ●   | ●   | ●   | ●   | ●   | ●   | ●   | ●    | ●    | ●    | ●    | ●    | ●    | ●    | ●    | ●    | ●    | ● |
| 2230     | 2269     | ●   | ●   | ●   | ●   | ●   | ●   | ●   | ●   | ●   | ●   | ●   | ●   | ●   | ●   | ●   | ●   | ●   | ●   | ●   | ●   | ●    | ●    | ●    | ●    | ●    | ●    | ●    | ●    | ●    | ●    | ● |
| 2240     | 2279     | ●   | ●   | ●   | ●   | ●   | ●   | ●   | ●   | ●   | ●   | ●   | ●   | ●   | ●   | ●   | ●   | ●   | ●   | ●   | ●   | ●    | ●    | ●    | ●    | ●    | ●    | ●    | ●    | ●    | ●    | ● |
| 2250     | 2289     | ●   | ●   | ●   | ●   | ●   | ●   | ●   | ●   | ●   | ●   | ●   | ●   | ●   | ●   | ●   | ●   | ●   | ●   | ●   | ●   | ●    | ●    | ●    | ●    | ●    | ●    | ●    | ●    | ●    | ●    | ● |
| 2260     | 2299     | ●   | ●   | ●   | ●   | ●   | ●   | ●   | ●   | ●   | ●   | ●   | ●   | ●   | ●   | ●   | ●   | ●   | ●   | ●   | ●   | ●    | ●    | ●    | ●    | ●    | ●    | ●    | ●    | ●    | ●    | ● |
| 2270     | 2309     | ●   | ●   | ●   | ●   | ●   | ●   | ●   | ●   | ●   | ●   | ●   | ●   | ●   | ●   | ●   | ●   | ●   | ●   | ●   | ●   | ●    | ●    | ●    | ●    | ●    | ●    | ●    | ●    | ●    | ●    | ● |
| 2280     | 2319     | ●   | ●   | ●   | ●   | ●   | ●   | ●   | ●   | ●   | ●   | ●   | ●   | ●   | ●   | ●   | ●   | ●   | ●   | ●   | ●   | ●    | ●    | ●    | ●    | ●    | ●    | ●    | ●    | ●    | ●    | ● |
| 2290     | 2329     | ●   | ●   | ●   | ●   | ●   | ●   | ●   | ●   | ●   | ●   | ●   | ●   | ●   | ●   | ●   | ●   | ●   | ●   | ●   | ●   | ●    | ●    | ●    | ●    | ●    | ●    | ●    | ●    | ●    | ●    | ● |
| 2300     | 2339     | ●   | ●   | ●   | ●   | ●   | ●   | ●   | ●   | ●   | ●   | ●   | ●   | ●   | ●   | ●   | ●   | ●   | ●   | ●   | ●   | ●    | ●    | ●    | ●    | ●    | ●    | ●    | ●    | ●    | ●    | ● |
| 2310     | 2349     | ●   | ●   | ●   | ●   | ●   | ●   | ●   | ●   | ●   | ●   | ●   | ●   | ●   | ●   | ●   | ●   | ●   | ●   | ●   | ●   | ●    | ●    | ●    | ●    | ●    | ●    | ●    | ●    | ●    | ●    | ● |
| 2320     | 2359     | ●   | ●   | ●   | ●   | ●   | ●   | ●   | ●   | ●   | ●   | ●   | ●   | ●   | ●   | ●   | ●   | ●   | ●   | ●   | ●   | ●    | ●    | ●    | ●    | ●    | ●    | ●    | ●    | ●    | ●    | ● |
| 2330     | 2369     | ●   | ●   | ●   | ●   | ●   | ●   | ●   | ●   | ●   | ●   | ●   | ●   | ●   | ●   | ●   | ●   | ●   | ●   | ●   | ●   | ●    | ●    | ●    | ●    | ●    | ●    | ●    | ●    | ●    | ●    | ● |
| 2340     | 2379     | ●   | ●   | ●   | ●   | ●   | ●   | ●   | ●   | ●   | ●   | ●   | ●   | ●   | ●   | ●   | ●   | ●   | ●   | ●   | ●   | ●    | ●    | ●    | ●    | ●    | ●    | ●    | ●    | ●    | ●    | ● |
| 2350     | 2389     | ●   | ●   | ●   | ●   | ●   | ●   | ●   | ●   | ●   | ●   | ●   | ●   | ●   | ●   | ●   | ●   | ●   | ●   | ●   | ●   | ●    | ●    | ●    | ●    | ●    | ●    | ●    | ●    | ●    | ●    | ● |
| 2360     | 2399     | ●   | ●   | ●   | ●   | ●   | ●   | ●   | ●   | ●   | ●   | ●   | ●   | ●   | ●   | ●   | ●   | ●   | ●   | ●   | ●   | ●    | ●    | ●    | ●    | ●    | ●    | ●    | ●    | ●    | ●    | ● |
| 2370     | 2409     | ●   | ●   | ●   | ●   | ●   | ●   | ●   | ●   | ●   | ●   | ●   | ●   | ●   | ●   | ●   | ●   | ●   | ●   | ●   | ●   | ●    | ●    | ●    | ●    | ●    | ●    | ●    | ●    | ●    | ●    | ● |
| 2380     | 2419     | ●   | ●   | ●   | ●   | ●   | ●   | ●   | ●   | ●   | ●   | ●   | ●   | ●   | ●   | ●   | ●   | ●   | ●   | ●   | ●   | ●    | ●    | ●    | ●    | ●    | ●    | ●    | ●    | ●    | ●    | ● |
| 2390     | 2429     | ●   | ●   | ●   | ●   | ●   | ●   | ●   | ●   | ●   | ●   | ●   | ●   | ●   | ●   | ●   | ●   | ●   | ●   | ●   | ●   | ●    | ●    | ●    | ●    | ●    | ●    | ●    | ●    | ●    | ●    | ● |
| 2400     | 2439     | ●   | ●   | ●   | ●   | ●   | ●   | ●   | ●   | ●   | ●   | ●   | ●   | ●   | ●   | ●   | ●   | ●   | ●   | ●   | ●   | ●    | ●    | ●    | ●    | ●    | ●    | ●    | ●    | ●    | ●    | ● |
| 2410     | 2449     | ●   | ●   | ●   | ●   | ●   | ●   | ●   | ●   | ●   | ●   | ●   | ●   | ●   | ●   | ●   | ●   | ●   | ●   | ●   | ●   | ●    | ●    | ●    | ●    | ●    | ●    | ●    | ●    | ●    | ●    | ● |
| 2421     | 2459,85  | ●   | ●   | ●   | ●   | ●   | ●   | ●   | ●   | ●   | ●   | ●   | ●   | ●   | ●   | ●   | ●   | ●   | ●   | ●   | ●   | ●    | ●    | ●    | ●    | ●    | ●    | ●    | ●    | ●    | ●    | ● |

LE PORTE REI 30 CERTIFICATE SONO REALIZZABILI ESCLUSIVAMENTE NELLA VERSIONE A BATTENTE, AD UN'ANTA E SENZA SOPRALUCE.  
REI 30 CERTIFIED DOORS ARE ONLY AVAILABLE IN THE HINGED DOOR VERSION, WITH ONE LEAF AND WITHOUT TRANSOM LIGHT.

# OPTIONAL Modello REI STILIA 30.

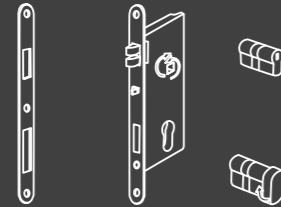
## Serrature.*Locks.*

SERRATURA YALE F18 CON CONTROPIASTRINO ELETTRICO.  
YALE F18 LOCK WITH ELECTRICAL PLATE.



**FINITURE\_FINISHES**  
OTTONE LUCIDO, CROMO LUCIDO, CROMO SATINATO.  
GLOSSY BRASS, GLOSSY CHROME, SATIN CHROME.

SERRATURA YALE ANTIPANICO F18 CON SISTEMA ANTI - EFFRAZIONE.  
YALE ANTI-PANIC LOCK F18 WITH ANTI-LOCK-PICKING SYSTEM.



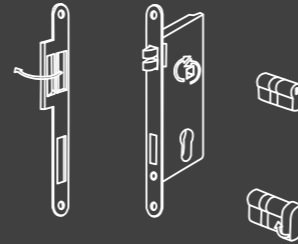
**FINITURE\_FINISHES**  
OTTONE LUCIDO, CROMO LUCIDO, CROMO SATINATO.  
GLOSSY BRASS, GLOSSY CHROME, SATIN CHROME.

SERRATURA YALE ANTIPANICO F22 E QUADRO MANIGLIA SNODATO.  
YALE ANTI-PANIC LOCK F22 AND JOINTED HANDLE MECHANISM.



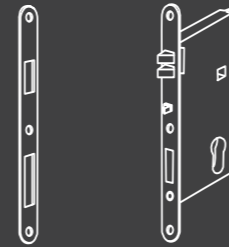
**FINITURE\_FINISHES**  
OTTONE LUCIDO, CROMO LUCIDO, CROMO SATINATO.  
GLOSSY BRASS, GLOSSY CHROME, SATIN CHROME.

SERRATURA YALE F18 CON CONTROPIASTRINO ELETTRICO PER PORTE A FILO.  
YALE LOCK F18 WITH ELECTRICAL PLATE FOR FLUSH DOORS.



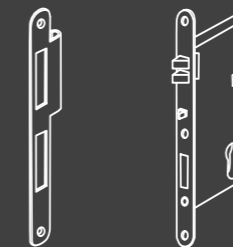
**FINITURE\_FINISHES**  
CROMO LUCIDO, CROMO SATINATO.  
GLOSSY CHROME, SATIN CHROME.

SERRATURA DI SICUREZZA REI 30.  
SECURITY LOCK REI 30.



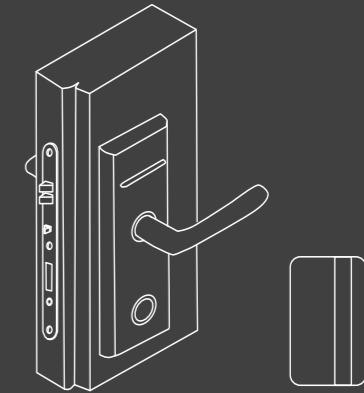
**FINITURE\_FINISHES**  
OTTONE LUCIDO, CROMO LUCIDO, CROMO SATINATO.  
GLOSSY BRASS, GLOSSY CHROME, SATIN CHROME.

SERRATURA DI SICUREZZA REI 45.  
SECURITY LOCK REI 45.

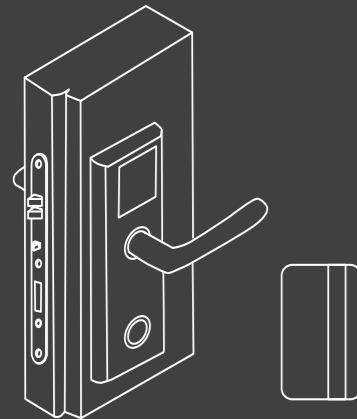


**FINITURE\_FINISHES**  
OTTONE LUCIDO, CROMO LUCIDO, CROMO SATINATO.  
GLOSSY BRASS, GLOSSY CHROME, SATIN CHROME.

KIT COMPLETO SERRATURA CON APERTURA ELETTRICA.  
COMPLETE LOCK KIT WITH ELECTRIC OPENING.



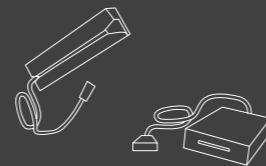
SERRATURA HOTEL BASIC PROXIMITY.  
HOTEL BASIC PROXIMITY LOCK.



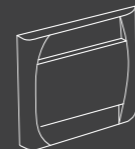
SOFTWARE+TRAINING AVVIAMENTO.  
SOFTWARE+START-UP TRAINING.



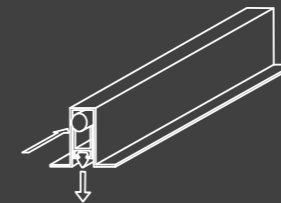
PROGRAMMATORE (ENCODER).  
PROGRAMMER (ENCODER)



ENERGY SAVER.

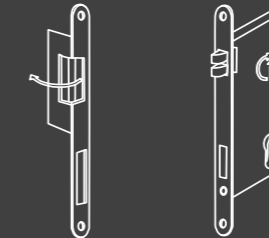


LAMA TAGLIAFREDDO.  
DRAUGHT EXCLUDER.



## Contropiastrini.*Strike plates.*


CONTROPIASTRINO ELETTRICO REI 30.  
ELECTRICAL PLATE REI 30



**FINITURE\_FINISHES**  
OTTONE LUCIDO, CROMO LUCIDO, CROMO SATINATO.  
GLOSSY BRASS, GLOSSY CHROME, SATIN CHROME.

## Occhio Magico.*Door Viewer.*

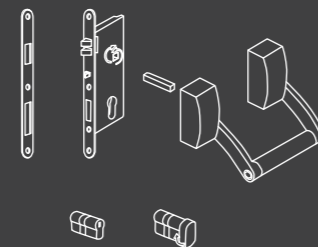
Spioncino certificato.



**FINITURE\_FINISHES**  
OTTONE LUCIDO, CROMO LUCIDO, CROMO SATINATO.  
GLOSSY BRASS, GLOSSY CHROME, SATIN CHROME.

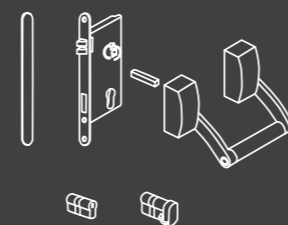
## Maniglioni antipanico.*Anti-panic bar handle.*

MANIGLIONE ANTIPANICO AD UN'ANTA.  
SINGLE-LEAF ANTI-PANIC BAR HANDLE.




**FINITURE\_FINISHES**  
SUPPORTI NERI/BARRE CROMO LUCIDO  
SUPPORTI NERI/BARRE NERE  
BLACK SUPPORTS/POLISHED CHROME  
BARS BLACK SUPPORTS/BLACK BARS

MANIGLIONE ANTIPANICO REI 30.  
ANTI-PANIC BAR HANDLE REI 30.



**FINITURE\_FINISHES**  
SUPPORTI NERI/BARRE CROMO LUCIDO  
SUPPORTI NERI/BARRE NERE  
BLACK SUPPORTS/POLISHED CHROME  
BARS BLACK SUPPORTS/BLACK BARS

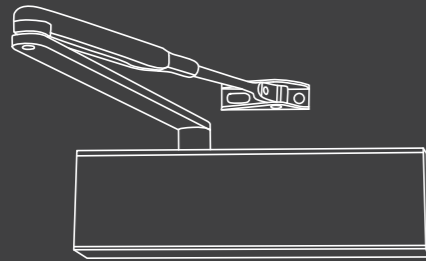
KIT MANIGLIONE ANTIPANICO TIPO TOUCH BAR CON 1/2 MANIGLIA PVC.  
TOUCH ANTI-PANIC BAR HANDLE.



# OPTIONAL Modello REI STILIA 30.

## Chiudiporta standard A"V". Standard "V" door closing.

CHIUDIPIORTA AEREO A SLITTA **TS69**. FINITURA ARGENTO O NERO.  
SLIDING OVERHEAD DOOR CLOSING SILVER OR BLACK.



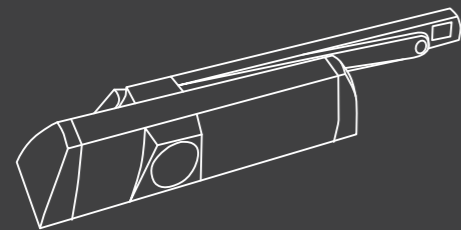
## Chiudiporta standard a slitta. Sliding overhead door closing.

CHIUDIPIORTA AEREO A SLITTA **TS69**. FINITURA ARGENTO O NERO.  
SLIDING OVERHEAD DOOR CLOSING SILVER OR BLACK.




## Chiudiporta a slitta. Sliding overhead door closing.

CHIUDIPIORTA AEREO A SLITTA **TS90** CON FUNZIONAMENTO A CAMMA FINITURA ARGENTO.  
SLIDE OVERHEAD DOOR CLOSING WITH CAM FUNCTION SILVER FINISH.



## Chiudiporta. *Door closing.*

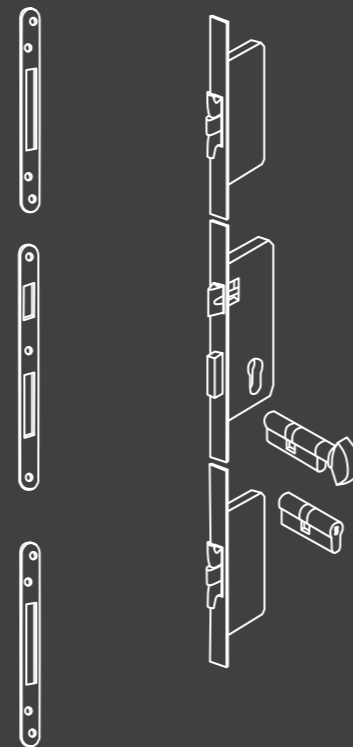
CHIUDIPIORTA **A MOLLA**. **FINITURE FINISHES**  
SPRING DOOR CLOSING. OTTONE LUCIDO, CROMO LUCIDO, CROMO SATINATO,  
GLOSSY BRASS, GLOSSY CHROME, SATIN CHROME.



## Serratura triplice chiusura. Triple closing lock.

**SILVER** ( ABBINABILE ALLE FINITURE: CROMO LUCIDO E CROMO SATINATO )  
SILVER ( CAN BE MATCHED TO FINISHES: POLISHED CHROME AND SATIN-FINISH CHROME )

**TROPICAL:** ( ABBINABILE ALLE FINITURE : OTTONE LUCIDO E BRONZO )  
TROPICAL: ( CAN BE MATCHED TO FINISHES: POLISHED BRASS AND BRONZE )




## Targa per porta. Plate for door.

TARGA PORTA OVALE mm. 130 X 75  
OVAL DOOR PLATE mm 130 X 75



TARGA PORTA RETTANGOLARE mm. 160 X 75  
RECTANGULAR DOOR PLATE mm 160 X 75



# MANIGLIE E POMOLI. Modello REI STILIA 30.


BAR HANDLES AND KNOBS. *Model REI STILIA 30.*



**KIT MOD. FRAME**  
Kit Maniglia int. + pomolo est.  
Int. bar handle kit + ext. frame knob.



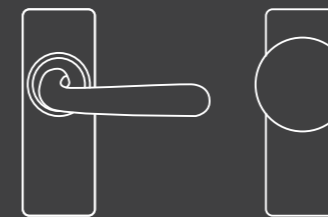
**KIT MOD. GOLF + SFERA**  
Kit Maniglia int. + pomolo est.  
Int. bar handle kit + ext. golf knob + sphere.



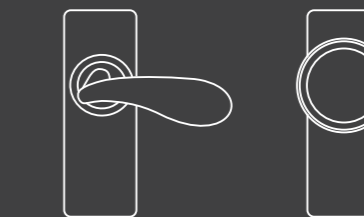
**KIT MOD. BASE**  
Kit Maniglia int. + pomolo est Kit Rei.  
Int. bar handle kit + ext. knob basic Rei kit.



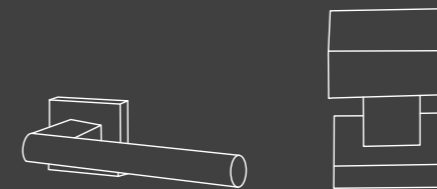
**KIT MOD. TOP**  
Kit Maniglia int. + pomolo est.  
Int. bar handle kit + ext. knob top Rei kit.



**KIT MOD. BASE con PLACCA**  
Kit Maniglia int. + pomolo est Kit Rei.  
Int. bar handle kit + ext. knob basic Rei kit. + TOP PLATE



**KIT MOD. TOP con PLACCA**  
Kit Maniglia int. + pomolo est Kit Rei.  
Int. bar handle kit + ext. knob top Rei kit. + TOP PLATE



**KIT MOD. WING**  
Kit Maniglia int. + pomolo est.  
Int. bar handle kit + ext. wing knob.



**KIT MOD. SQUADRA**  
Kit Maniglia int. + pomolo est.  
Int. bar handle kit + ext. square knob.



**KIT MOD. YORK + FRAME**  
Kit Maniglia int. + pomolo est.  
Int. bar handle kit + ext. york knob.

## MANIGLIONI

**CURVO**  
MISURE: 500/1000




**DRITTO**  
MISURE: 250/550/900



**AREA 51**  
MISURE: 250/500/850/1900/2400



**FREEN**  
MISURE: 1000



**SIRIO**  
MISURE: 250/500/850/1900/2400





# Rei30\_



VERSIONE  
CON  
FINITURA  
LEGNO  
VERSION  
WITH WOOD  
FINISH



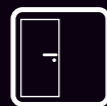
VERSIONE  
CON  
FINITURA  
LEGNO  
VENERED  
WOOD  
VERSION.



VERSIONE  
LACCATA.  
LACQUERED  
VERSION.



RESISTENZA  
AL FUOCO  
30 MINUTI.  
FIRE  
RESISTANCE  
30 MINUTES.



SOLO PORTA  
SINGOLA.  
SINGLE  
DOOR ONLY.



FONO  
ISOLAMENTO  
31 db  
SOUND  
INSULATION  
31 db



REI 30 AVORIO MOD. 3BS.  
REI 30 IVORY MOD. 3BS.



REI 30 VERSIONE ROVERE  
TABACCO MODELLO 2BCT.

REI 30 TOBACCO OAK VER-  
SION MODEL 2BCT.





REI 30 VERSIONE  
ROVERE SBIANCATO  
MODELLO 1F CON  
VENATURA VERTICALE  
E FILETTO METALLICO  
CROMO SATINATO.  
REI 30 IN BLEACHED  
OAK MODEL 1F WITH  
SATIN-FINISH  
CHROME METAL  
INSERT.




# REI 30.

VERSIONE LACCATA. LACQUERED VERSION.




## CONFIGURAZIONI PER LA VERSIONE IN LACCATO. CONFIGURATIONS FOR LACQUERED VERSION.

LACCATA LISCIA.  
SMOOTH LACQUERED




MOD. 1L

MODELLI CON FILETTI METALLICI.  
MODELS WITH METAL STRIPS.




MOD. 1F



MOD. 2F




MOD. 3F



MOD. 5F


MODELLI DI PANTOGRAFATURA (profondità massima 5 mm.)

MODELS WITH PANTOGRAPH (maximum depth 5 mm)



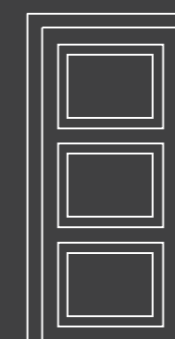
MOD. 1B

Mod. (MIRAQUADRA)



MOD. 2B

Mod. (MIRAQUADRA)



MOD. 3B

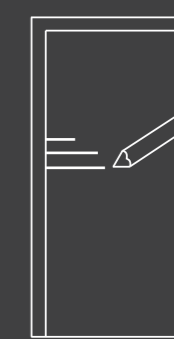
Mod. (MIRAQUADRA)



MOD. 4B


Mod. (MIRAQUADRA)

PER ALTRE PANTOGRAFATURE RIFERIMENTO MODELLI:  
PANGEA  
> MIRAQUADRA  
IO  
MIRABILIA  
SUBLIMIA  
FOR OTHER PANTOGRAPH MODEL REFERENCE:  
PANGEA  
> MIRAQUADRA  
IO  
MIRABILIA  
SUBLIMIA



PANTOGRAFATURE PERSONALIZZABILI  
MAX PROFONDITA' INCISIONE 5 mm.  
CUSTOMISABLE PANTOGRAPH MAX. DEPTH OF INCISION 5 mm.

COLORI DISPONIBILI. COLOURS AVAILABLE.



LACCATO BIANCO  
WHITE LACQUERED



LACCATO AVORIO  
IVORY LACQUERED




LACCATO TORTORA  
DOVE GREY LACQUERED

COLORI RAL A RICHIESTA PER REI 30. RAL COLOURS ON REQUEST FOR REI 30.

LUCIDO. GLOSSY

OPACO. MATT






# REI 30.

VERSIONE LEGNO MASSELLO. *SOLID WOOD VERSION.*




## CONFIGURAZIONI PER LA VERSIONE IN LEGNO. *CONFIGURATIONS FOR WOODEN VERSION.*

LEGNO LISCIA. *SMOOTH WOOD.*




MOD. 1L


MODELLO IN LEGNO CON FILETTI METALLICI. *WOODEN MODEL WITH METAL STRIPS.*




MOD. 1F



MOD. 2F




MOD. 3F




MOD. 5F

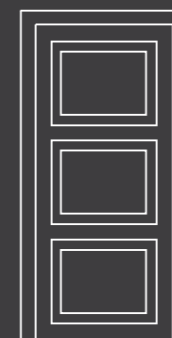
MODELLI DI PANTOGRAFATURA. *PANTOGRAPH MODELS.*




MOD. 1B  
Mod. (MIRAQUADRA)



MOD. 2B  
Mod. (MIRAQUADRA)

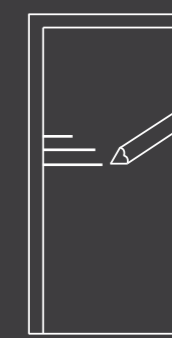


MOD. 3B  
Mod. (MIRAQUADRA)




MOD. 4B  
Mod. (MIRAQUADRA)

PER ALTRE PANTOGRAFATURE RIFERIMENTO MODELLI: **PANGEA**  
> **MIRAQUADRA IO**  
**MIRABILIA TIMBER**  
FOR OTHER PANTOGRAPH MODEL REFERENCE: **PANGEA**  
**MIRAQUADRA IO**  
**MIRABILIA TIMBER**




PANTOGRAFATURE PERSONALIZZABILI  
MAX PROFONDITA' INCISIONE 5 mm.  
CUSTOMISABLE PANTOGRAPH MAX. DEPTH OF INCISION 5 mm.


ESSENZE DISPONIBILI. *ESSENCES AVAILABLE.*




ROVERE BRANDY  
BRANDY OAK




ROVERE WENGE'  
WENGE' OAK




ROVERE CASTAGNO  
CHESTNUT OAK



ROVERE TABACCO  
TOBACCO OAK




ROVERE TEAK  
TEAK-FINISH OAK




ROVERE DECAPE'  
PICKLED OAK




ROVERE SBIANCATO  
BLEACHED OAK




ROVERE GRIGIO  
GREY OAK




ASCHERRY TINTO CHIARO  
LIGHT-STAIN ASCHERRY




ASCHERRY TINTO SCURO  
DARK-STAIN ASCHERRY



CANOEWOOD  
CANOEWOOD



ARTE POVERA  
POOR ART



SATINE'  
SATIN FINISH

VENATURA SOLO IN VERTICALE. (DISPONIBILE A RICHIESTA CON VENATURA ORIZZONTALE TRAMITE RIVESTIMENTO IN LEGNO)  
SOLO PER IL MODELLO LISCIO 1L O LISCIO CON FILETTI (1F, 2F, 3F, 5F) VEDERE PAGINA 45.  
VERTICAL GRAIN ONLY, (AVAILABLE ON REQUEST THROUGH WITH HORIZONTAL GRAIN FINISH WOOD)  
MODEL ONLY WITH SMOOTH 1L OR THREADS (1F, 2F, 3F, 5F) SEE PAGE 45.



# REI 30.

VERSIONE LEGNO MASSELLO RIVESTITO LEGNO.  
SOLID WOOD VERSION WITH WOOD CLADDING.




## CONFIGURAZIONI PER LA VERSIONE IN LEGNO MASSELLO RIVESTITO LEGNO.


CONFIGURATIONS FOR WOODEN VERSION WITH WOOD CLADDING.

LEGNO STRATIFICATO  
LISCIA.  
SMOOTH STRATIFIED WOOD.


MODELLO IN LEGNO STRATIFICATO CON FILETTI METALLICI.  
STRATIFIED WOOD MODEL WITH METAL STRIPS.




MOD. 1L



MOD. 1F



MOD. 2F




MOD. 3F




MOD. 5F


## COLORI DISPONIBILI PER ROVERE LACCATO. COLOURS AVAILABLE FOR THE LACQUERED OAK.



ROVERE  
LACCATO  
BIANCO  
A PORO APERTO  
LACQUERED  
OAK  
OPEN-PORE  
WHITE




ROVERE  
LACCATO  
AVORIO  
A PORO APERTO  
LACQUERED OAK  
OPEN-PORE  
IVORY




ROVERE  
LACCATO  
TORTORA  
A PORO APERTO  
LACQUERED  
OAK  
OPEN-PORE  
DOVE GREY


## ESSENZE DISPONIBILI. ESSENCES AVAILABLE.




ROVERE  
BRANDY  
BRANDY OAK




ROVERE  
WENGE'  
WENGE OAK




ROVERE  
CASTAGNO  
CHESTNUT OAK



ROVERE  
NATURALE  
NATURAL OAK




ROVERE  
TABACCO  
TOBACCO  
OAK



ROVERE  
TEAK  
TEAK-FINISH  
OAK



ROVERE  
SBIANCATO  
BLEACHED  
OAK



ROVERE  
GRIGIO  
OAK  
GREEN



ROVERE  
DECAPE'  
PICKLED OAK

VENATURA SOLO IN ORIZZONTALE.  
HORIZONTAL GRAIN ONLY.

# INFORMAZIONI TECNICHE PER MODELLO REI 30.

TECHNICAL DATA FOR MODEL REI 30.

## CARATTERISTICHE E PRESTAZIONI:

Porta resistente al fuoco in legno ad un'anta avente classificazione REI 30.

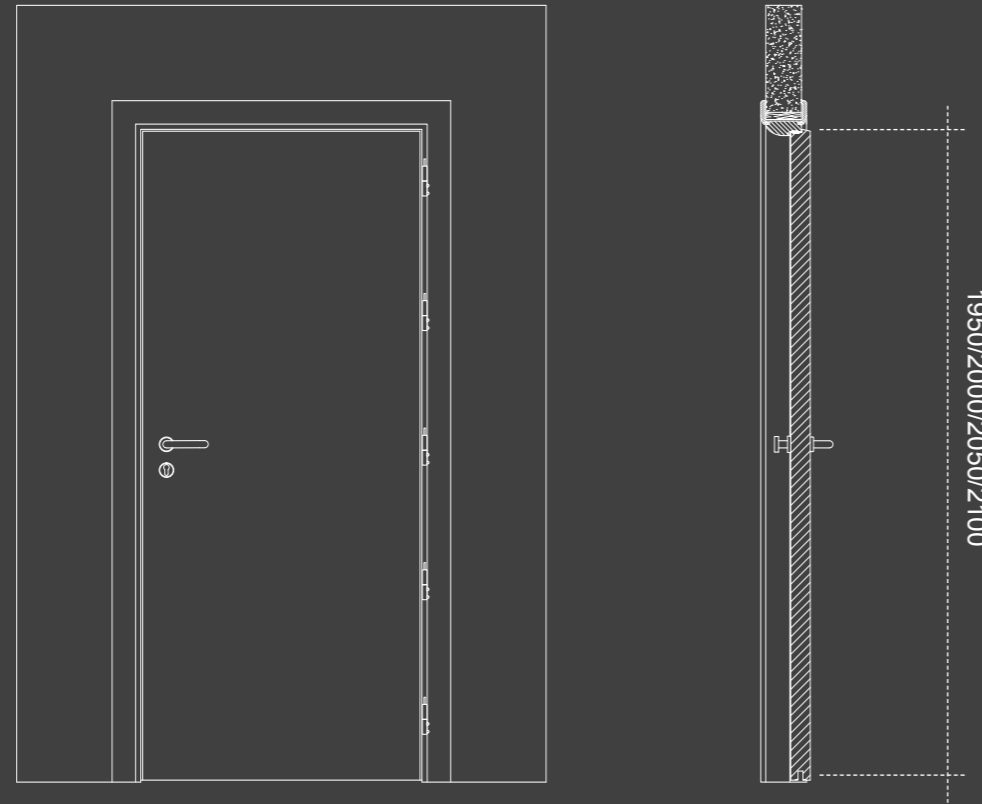
Telaio maestro sp. 44 mm in legno massiccio. Mostre telescopiche del tipo ad incastro regolabili. Guarnizione acustica fumi freddi estrusa. Guarnizione intumescente autoadesiva.

Montaggio consentito su pareti in muratura o cartongesso da sp. mm. 110 minimo con resistenza al fuoco EI 30 – REI 30.

Anta sp. 60 mm, per finitura complanare lato a tirare. Isolante interno ad alte prestazioni, finitura delle facce con cartelle in MDF o in legno massiccio nelle varie finiture coordinate con i bordi. Guarnizioni intumescenti sui bordi dell'anta.

Kit cerniere 3D ad alta portata e cerniere a molla. Marchio di conformità indelebile ai sensi D.M. 21.06.2004.

Certificazioni I.G. 151902/2273RF e I.G. 162047/2406RF secondo UNI 9723. Prodotto omologato come da art. 1 del D.M. 30/06/2004 dal Ministero dell'Interno con atti di omologazione AN170REI030P001 e AN170REI030P002. Certificazione acustica Rw 31 dB. Certificazione Federazione Russa C-IT.ПБ25.В.01612 secondo ГОСТР 53307-2009.



## CHARACTERISTICS AND PERFORMANCE:

Wooden – single leaf fire resistant door with REI30 performance.

Solid wood main frame, 44 mm thick. Adjustable telescopic covering profiles. Extruded cold smoke seal. Intumescent autoadhesive seal.

Installation allowed on gypsum board or masonry walls with minimum thickness of 110 mm and EI 30 fire resistance.

Leaf 60 mm thick. High performance insulation core, solid wood on the perimeter and MDF or solid wood facings. Intumescent seals on door edges.

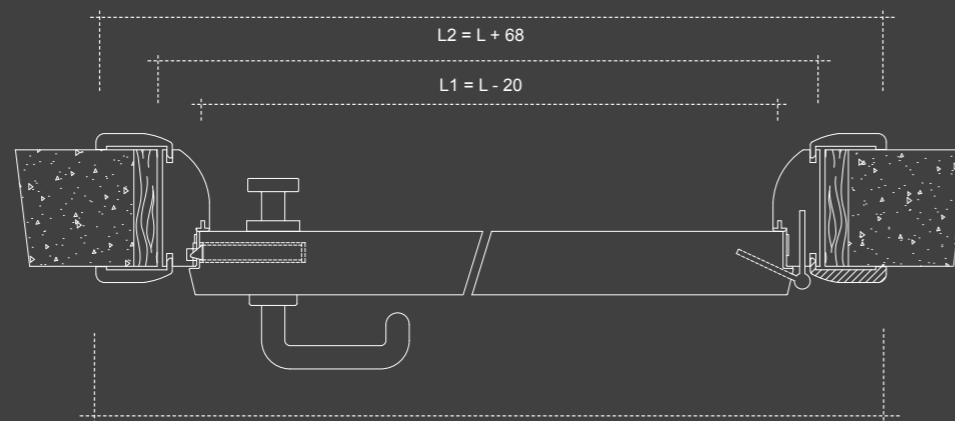
Heavy duty 3D hinge kit and spring hinge. Door ID plate according to Italian D.M. 21.06.2004.

Certifications I.G. 151902/2273RF and I.G. 162047/2406RF according to UNI 9723. Italian "atto di omologazione" AN170REI030P001 and AN170REI030P002. Acoustic certification Rw 31 dB. Russian Federation certification C-IT.ПБ25.В.01612 according to ГОСТР 53307-2009.

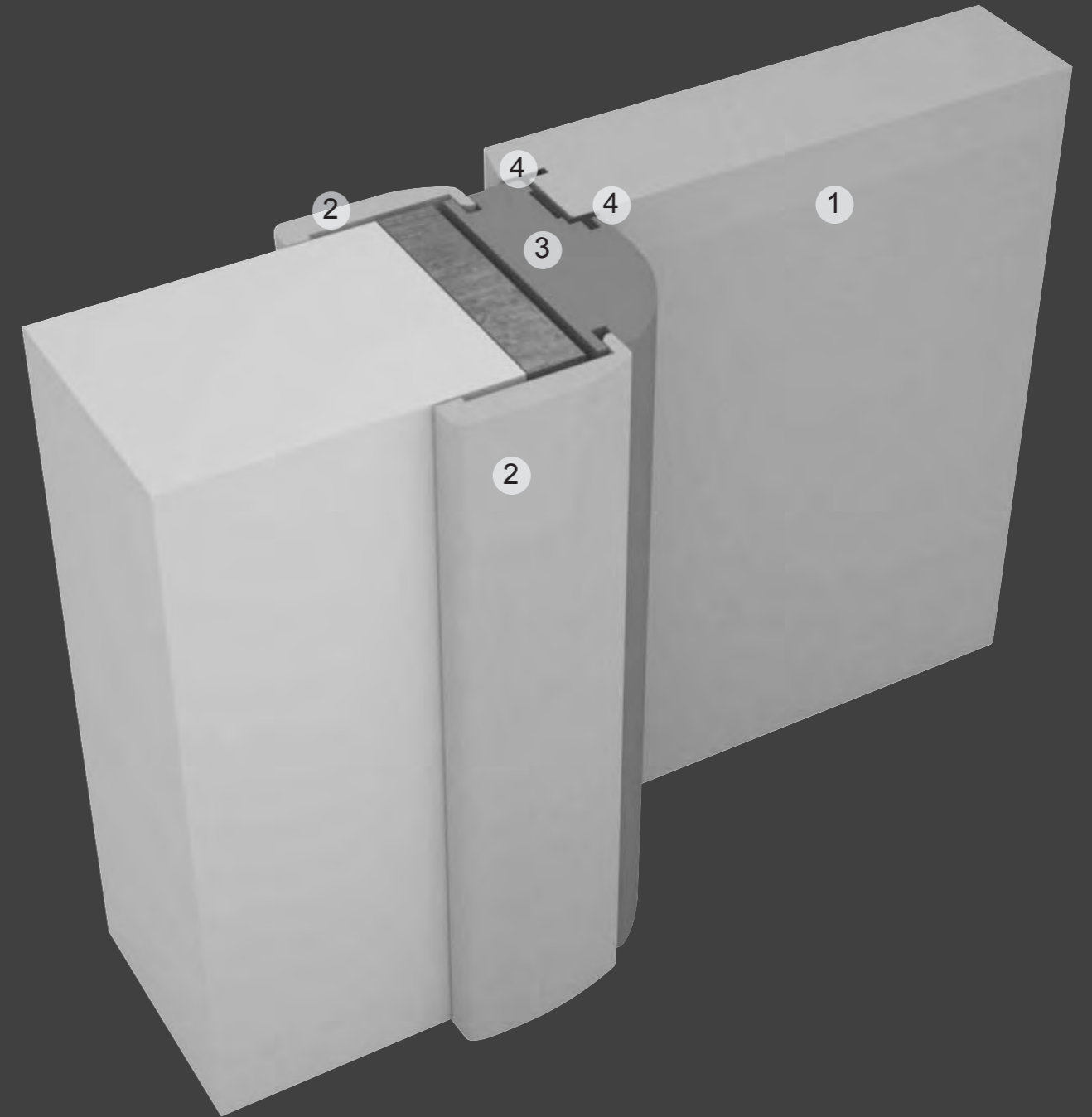
600/650/700/750/800/900



LARGHEZZA ESTERNO MOSTRINE LATO A SPINGERE = L + 190  
EXTERNAL WIDTH OF TRIM ON PUSH SIDE = W + 190



LARGHEZZA ESTERNO MOSTRINE LATO A TIRARE = L + 190  
EXTERNAL WIDTH OF TRIM ON PULL SIDE = W + 190



- 1 ANTA, DOOR.
- 2 MOSTRINE, TRIM.
- 3 TELAIO, FRAME.
- 4 GUARNIZIONI, SEALS.



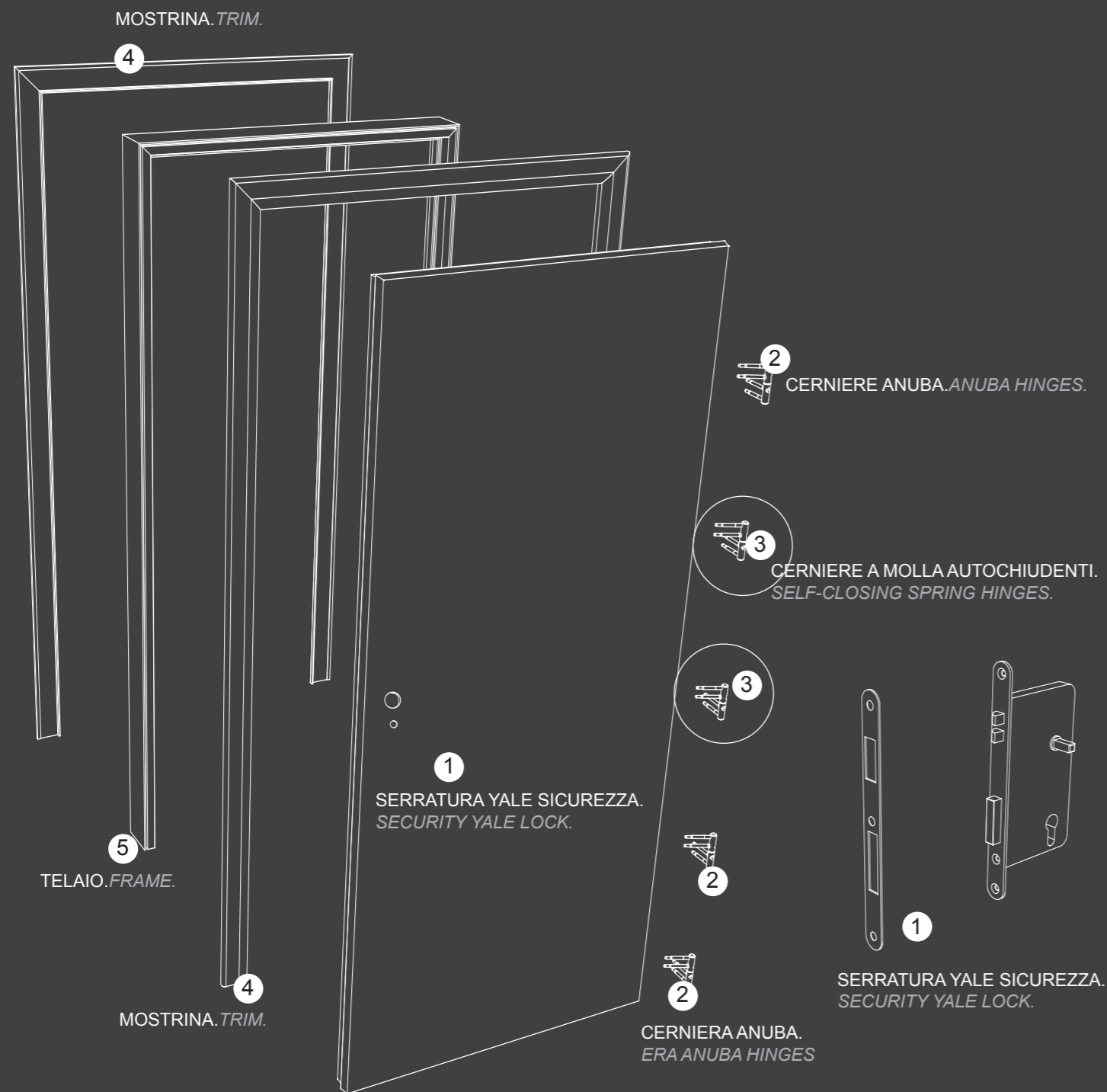
# ELEMENTI DI SERIE PER MODELLO REI 30.

STANDARD ELEMENTS FOR MODEL REI 30.

## ELEMENTI DI SERIE. STANDARD ELEMENTS

SERRATURA SIC REI CON CILINDRO YALE IN FINITURA A SCELTA OTTONE LUCIDO O CROMO SATINATO (OTTONE LUCIDO **STANDARD** DI BASE ). 5 CERNIERE TIPO ANUBA REGOLABILE IN FINITURA A SCELTA : OTTONE LUCIDO, CROMO LUCIDO SATINATO, ( CROMO SATINATO **STANDARD** DI BASE ). CHIUDIPORTA INTEGRATO IN DUE CERNIERE AUTOCHIUDENTI. **ESCLUSA LAMA TAGLIAFREDDO.**

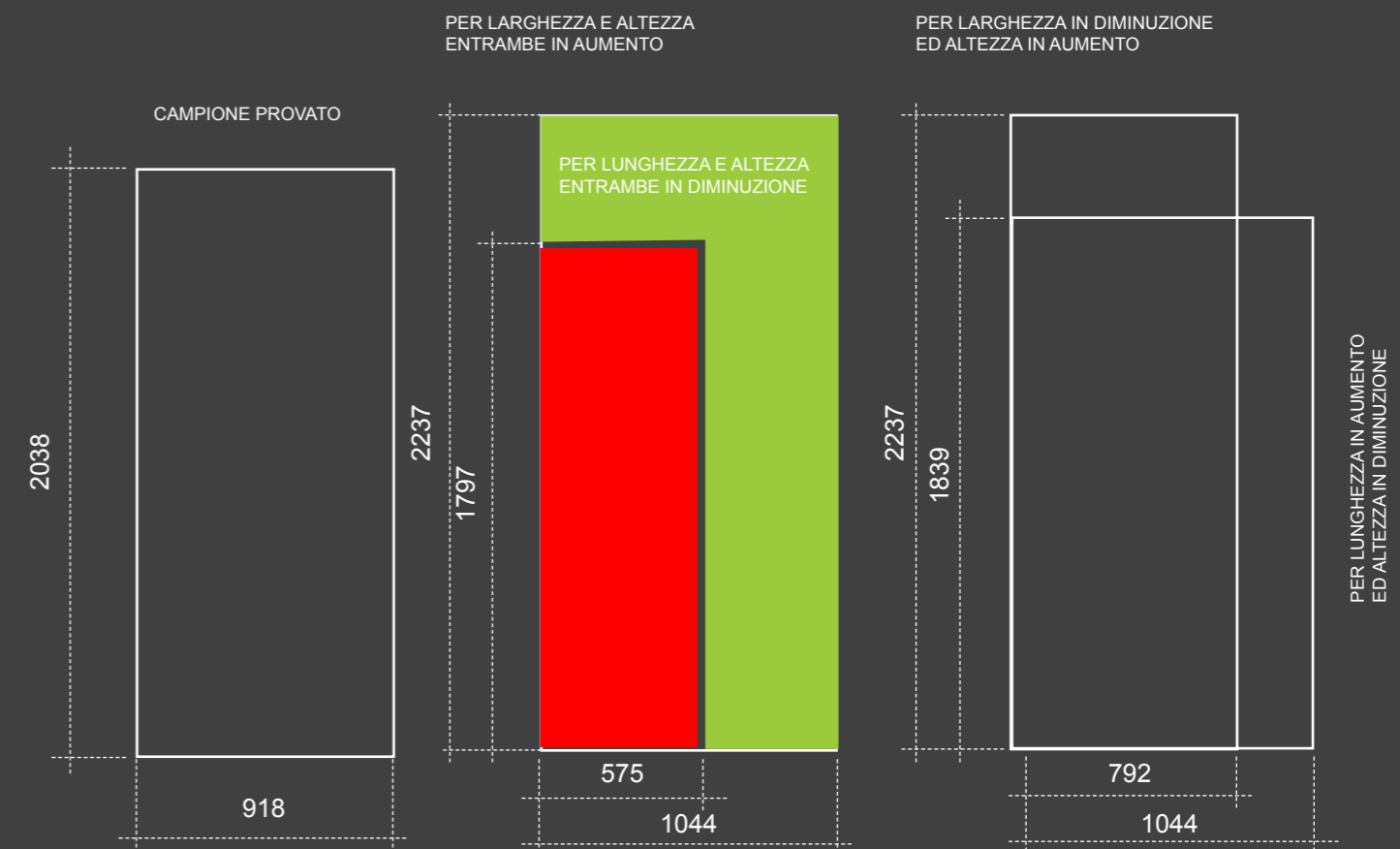
SIC REI LOCK WITH YALE CYLINDER IN A POLISHED BRASS OR SATIN-FINISH CHROME FINISH (POLISHED BRASS AS BASIC STANDARD), 5 ANUBA TYPE ADJUSTABLE HINGES IN A CHOICE OF FINISH: POLISHED BRASS, SATIN-FINISH POLISHED CHROME, (BASIC STANDARD SATIN-FINISHED CHROME). DOOR CLOSING INTEGRATED INTO TWO SELF-CLOSING HINGES. EXCLUDING DRAUGHT EXCLUDER.



# CAMPO DI ESTENDIBILITA' DELLE MISURE.

FIELD OF MEASUREMENT EXTENSION

## ESTENDIBILITA' MISURE CONSENTITE. PERMITTED EXTENSION MEASUREMENTS

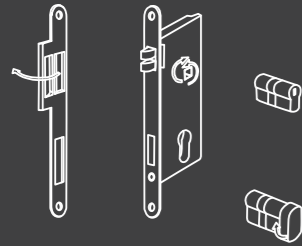


LE PORTE REI 30 CERTIFICATE SONO REALIZZABILI ESCLUSIVAMENTE NELLA VERSIONE A BATTENTE, AD UN'ANTA E SENZA SOPRALUCE.  
REI 30 CERTIFIED DOORS ARE ONLY AVAILABLE IN THE HINGED DOOR VERSION, WITH ONE LEAF AND WITHOUT TRANSOM LIGHT.

# OPTIONAL Modello REI 30.

## Serrature. *Locks.*

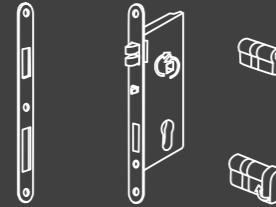
SERRATURA YALE F18 CON CONTROPIASTRINO ELETTRICO.  
YALE F18 LOCK WITH ELECTRICAL PLATE.



**FINITURE** \_FINISHES

OTTONE LUCIDO, CROMO LUCIDO, CROMO SATINATO.  
GLOSSY BRASS, GLOSSY CHROME, SATIN CHROME.

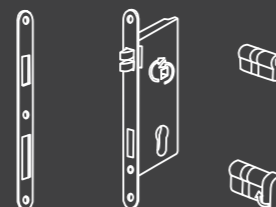
SERRATURA YALE ANTIPANICO F18 CON SISTEMA ANTI - EFFRAZIONE.  
YALE ANTI-PANIC LOCK F18 WITH ANTI-LOCK-PICKING SYSTEM.



**FINITURE** \_FINISHES

OTTONE LUCIDO, CROMO LUCIDO, CROMO SATINATO.  
GLOSSY BRASS, GLOSSY CHROME, SATIN CHROME.

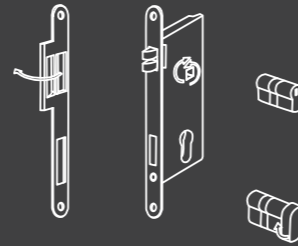
SERRATURA YALE ANTIPANICO F22 E QUADRO MANIGLIA SNODATO.  
YALE ANTI-PANIC LOCK F22 AND JOINTED HANDLE MECHANISM.



**FINITURE** \_FINISHES

OTTONE LUCIDO, CROMO LUCIDO, CROMO SATINATO.  
GLOSSY BRASS, GLOSSY CHROME, SATIN CHROME.

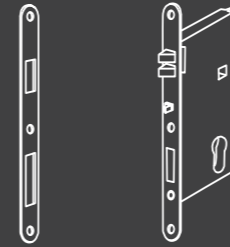
SERRATURA YALE F18 CON CONTROPIASTRINO ELETTRICO PER PORTE A FILO.  
YALE LOCK F18 WITH ELECTRICAL PLATE FOR FLUSH DOORS.



**FINITURE** \_FINISHES

CROMO LUCIDO, CROMO SATINATO.  
GLOSSY CHROME, SATIN CHROME.

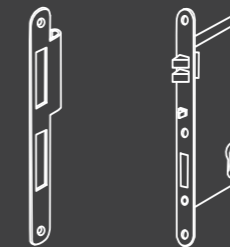
SERRATURA DI SICUREZZA REI 30.  
SECURITY LOCK REI 30.



**FINITURE** \_FINISHES

OTTONE LUCIDO, CROMO LUCIDO, CROMO SATINATO.  
GLOSSY BRASS, GLOSSY CHROME, SATIN CHROME.

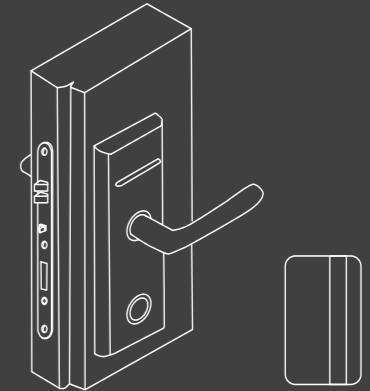
SERRATURA DI SICUREZZA REI 45.  
SECURITY LOCK REI 45.



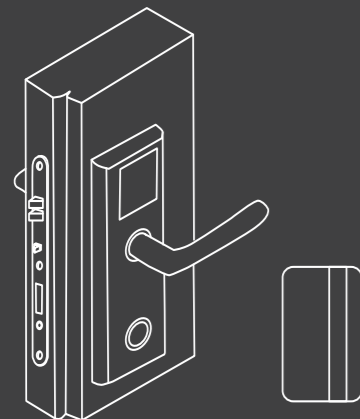
**FINITURE** \_FINISHES

OTTONE LUCIDO, CROMO LUCIDO, CROMO SATINATO.  
GLOSSY BRASS, GLOSSY CHROME, SATIN CHROME.

KIT COMPLETO SERRATURA CON APERTURA ELETTRICA.  
COMPLETE LOCK KIT WITH ELECTRIC OPENING.



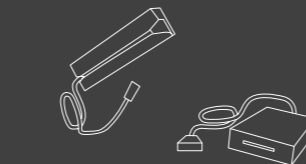
SERRATURA HOTEL BASIC PROXIMITY.  
HOTEL BASIC PROXIMITY LOCK.



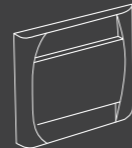
SOFTWARE+TRAINING AVVIAMENTO .  
SOFTWARE+START-UP TRAINING.



PROGRAMMATORE (ENCODER.)  
PROGRAMMER (ENCODER)

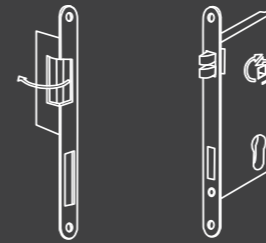


ENERGY SAVER.



## Contropiastrini. *Strike plates.*

CONTROPIASTRINO ELETTRICO REI 30.  
ELECTRICAL PLATE REI 30

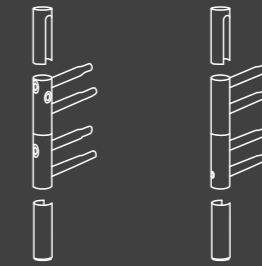


**FINITURE** \_FINISHES

OTTONE LUCIDO, CROMO LUCIDO, CROMO SATINATO.  
GLOSSY BRASS, GLOSSY CHROME, SATIN CHROME.

## Cerniere. *Hinges.*

CERNIERE REI 30. HINGES REI 30.

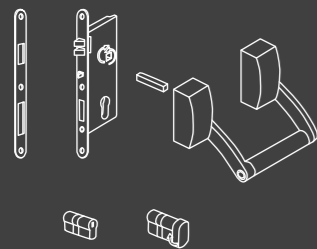


**FINITURE** \_FINISHES

OTTONE LUCIDO, CROMO LUCIDO, CROMO SATINATO.  
GLOSSY BRASS, GLOSSY CHROME, SATIN CHROME.

## Maniglioni antipanico. *Anti-panic bar handle.*

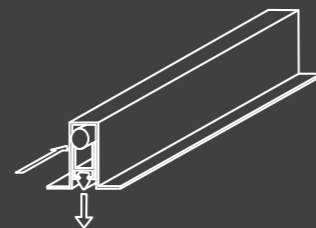
MANIGLIONE ANTIPANICO AD UN'ANTA.  
SINGLE-LEAF ANTI-PANIC BAR HANDLE.



**FINITURE** \_FINISHES


SUPPORTI NERI/BARRE CROMO LUCIDO  
SUPPORTI NERI/BARRE NERE  
BLACK SUPPORTS/POLISHED CHROME  
BARS BLACK SUPPORTS/BLACK BARS

LAMA TAGLIAFREDDO.  
DRAUGHT EXCLUDER.



## Occhio Magico. *Door Viewer.*

Spioncino certificato.



**FINITURE** \_FINISHES

OTTONE LUCIDO, CROMO LUCIDO, CROMO SATINATO.  
GLOSSY BRASS, GLOSSY CHROME, SATIN CHROME.

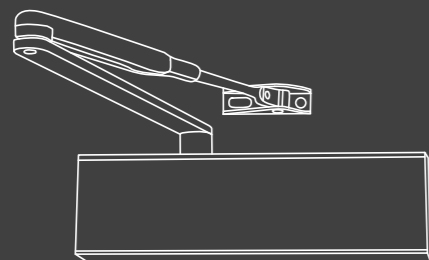
## Cimasa. *Cyma.*



## OPTIONAL Modello REI 30.

### Chiudiporta standard A"V". Standard "V" door closing.

CHIUDIPORTA AEREO A SLITTA **TS69**. FINITURA ARGENTO O NERO.  
SLIDING OVERHEAD DOOR CLOSING SILVER OR BLACK.



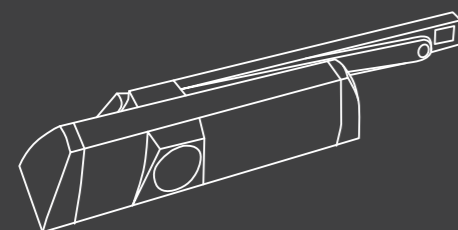
### Chiudiporta standard a slitta. Sliding overhead door closing.

CHIUDIPORTA AEREO A SLITTA **TS69**. FINITURA ARGENTO O NERO.  
SLIDING OVERHEAD DOOR CLOSING SILVER OR BLACK.



### Chiudiporta a slitta. Sliding overhead door closing.

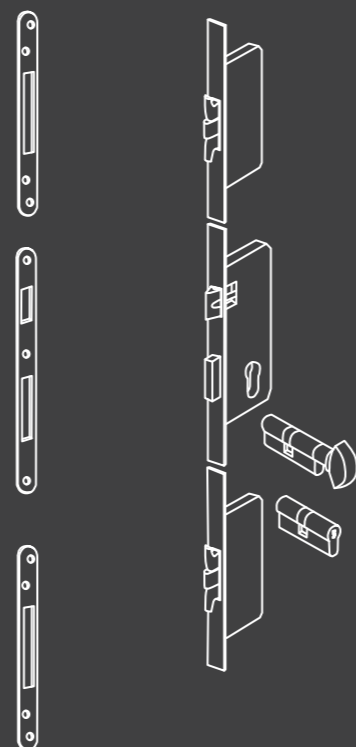
CHIUDIPORTA AEREO A SLITTA **TS90** CON FUNZIONAMENTO A CAMMA FINITURA ARGENTO.  
SLIDE OVERHEAD DOOR CLOSING WITH CAM FUNCTION SILVER FINISH.



### Serratura triplice chiusura. Triple closing lock.

**SILVER** ( ABBINABILE ALLE FINITURE: CROMO LUCIDO E CROMO SATINATO )  
SILVER (CAN BE MATCHED TO FINISHES: POLISHED CHROME AND SATIN-FINISH CHROME)

**TROPICAL:** ( ABBINABILE ALLE FINITURE : OTTONE LUCIDO E BRONZO )  
TROPICAL: (CAN BE MATCHED TO FINISHES: POLISHED BRASS AND BRONZE)




### Targa per porta. Plate for door.

TARGA PORTA OVALE mm. 130 X 75  
OVAL DOOR PLATE mm 130 X 75



TARGA PORTA RETTANGOLARE mm. 160 X 75  
RECTANGULAR DOOR PLATE mm 160 X 75




## MANIGLIE E POMOLI. Modello REI 30. BAR HANDLES AND KNOBS. Model REI 30.



**KIT MOD. FRAME**  
Kit Maniglia int. + pomolo est.  
Int. bar handle kit + ext. frame knob.



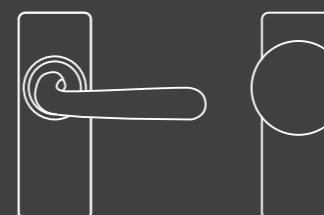
**KIT MOD. GOLF + SFERA**  
Kit Maniglia int. + pomolo est.  
Int. bar handle kit + ext. golf knob + sphere.



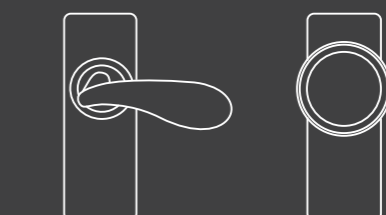
**KIT MOD. BASE**  
Kit Maniglia int. + pomolo est Kit Rei.  
Int. bar handle kit + ext. knob basic Rei kit.



**KIT MOD. TOP**  
Kit Maniglia int. + pomolo est.  
Int. bar handle kit + ext. knob top Rei kit.



**KIT MOD. BASE con PLACCA**  
Kit Maniglia int. + pomolo est Kit Rei.  
Int. bar handle kit + ext. knob basic Rei kit. + TOP PLATE



**KIT MOD. TOP con PLACCA**  
Kit Maniglia int. + pomolo est Kit Rei.  
Int. bar handle kit + ext. knob top Rei kit. + TOP PLATE



**KIT MOD. WING**  
Kit Maniglia int. + pomolo est.  
Int. bar handle kit + ext. wing knob.



**KIT MOD. SQUADRA**  
Kit Maniglia int. + pomolo est.  
Int. bar handle kit + ext. square knob.



**KIT MOD. YORK + FRAME**  
Kit Maniglia int. + pomolo est.  
Int. bar handle kit + ext. york knob.

### MANIGLIONI

**CURVO**  
MISURE: 500/1000



**DRITTO**  
MISURE: 250/550/900



**AREA 51**  
MISURE: 250/500/850/1900/2400



**FREEN**  
MISURE: 1000



**SIRIO**  
MISURE: 250/500/850/1900/2400



# Filo rei 45\_



VERSIONE  
CON  
FINITURA  
LEGNO.  
VERSION  
WITH WOOD  
FINISH



VERSIONE  
LACCATA.  
LACQUERED  
VERSION



RESISTENZA  
AL FUOCO  
45 MINUTI.  
FIRE  
RESISTANCE  
45 MINUTES.



SOLO PORTA  
SINGOLA.  
DOOR ONLY.



FONO  
ISOLAMENTO  
31 db.  
SOUND  
INSULATION  
31 db





FILO REI 45 ROVERE LACCATO BIANCO A PORO APERTO. MANIGLIONE MODELLO FREEM.  
FILO REI 45 OPEN-PORE WHITE LACQUERED OAK.

FILO REI 45 LACCATA BIANCA.  
FILO REI 45 WHITE LACQUERED.



58

Garofoli

218



59

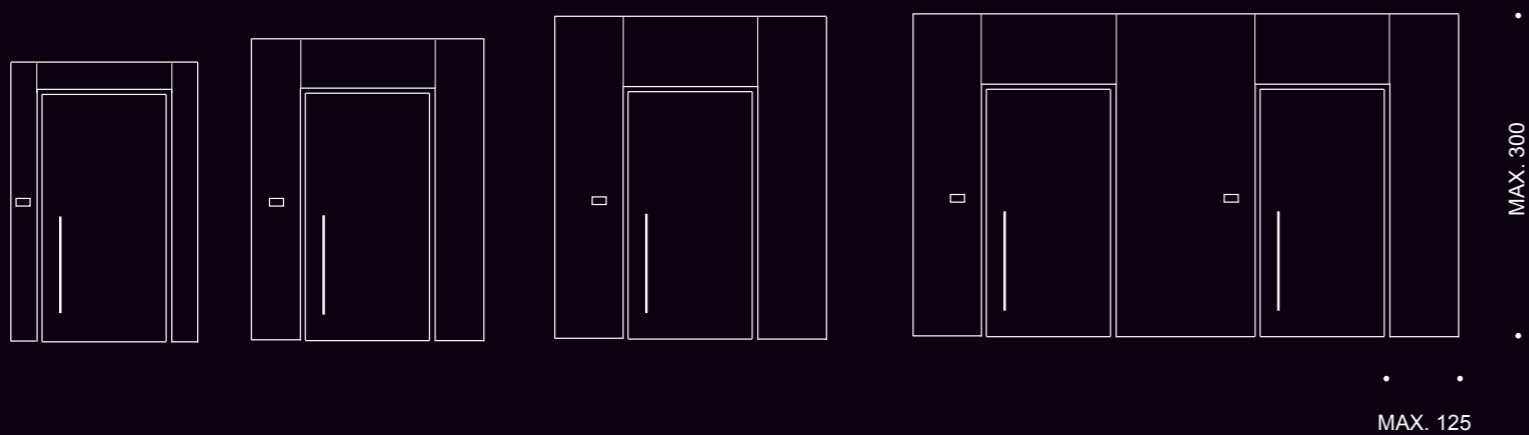
Garofoli

056

FILOREI 45 ROVERE TEAK  
CON BOISERIE ABBINATA.  
FILO REI TEAK-FINISH  
OAK WITH MATCHING PA-  
NELLING.

# Filo rei 45\_

FILO REI 45 ROVERE LACCATO BIANCO A PORO APERTO.  
FILO REI 45 OPEN-PORE WHITE LACQUERED OAK.



IN QUESTA VERSIONE LA CORNICE PUO' ESSERE REALIZZATA SU MISURA ( MAX LARGHEZZA 125 cm, MAX ALTEZZA 300 cm ).  
IN THIS VERSION, THE FRAME CAN BE MADE TO MEASURE (MAX. WIDTH 125 cm; MAX HEIGHT 300 cm).






# FILOREI 45

VERSIONE LACCATA. LACQUERED VERSION.




## CONFIGURAZIONI PER LA VERSIONE IN LACCATO. CONFIGURATIONS FOR LACQUERED VERSION.

**LACCATA LISCIA.**  
SMOOTH LACQUERED.



MOD. 1L


**MODELLI CON FILETTI METALLICI.**  
MODELS WITH METAL STRIPS.




MOD. 1F



MOD. 2F




MOD. 3F




MOD. 5F


## COLORI DISPONIBILI. COLOURS AVAILABLE.



LACCATO  
BIANCO  
WHITE  
LACQUERED



LACCATO  
AVORIO  
IVORY  
LACQUERED




LACCATO  
TORTORA  
DOVE GREY  
LACQUERED

## COLORI RAL A RICHIESTA PER FILOREI 45. RAL COLOURS ON REQUEST FOR FILOREI 45.

LUCIDO.GLOSSY

OPACO.MATT







# FILOREI 45


VERSIONE LEGNO. *WOODEN VERSION.*




## CONFIGURAZIONI PER LA VERSIONE IN LEGNO. *CONFIGURATIONS FOR WOODEN VERSION.*

LEGNO LISCIA.  
*SMOOTH WOOD.*


MODELLO IN LEGNO CON FILETTI METALLICI.  
*WOODEN MODEL WITH METAL STRIPS.*




MOD. 1L



MOD. 1F



MOD. 2F




MOD. 3F




MOD. 5F

## COLORI DISPONIBILI PER ROVERE LACCATO. *COLOURS AVAILABLE FOR THE LACQUERED OAK.*



ROVERE  
LACCATO  
BIANCO  
A PORO APERTO  
*LACQUERED  
OAK  
OPEN-PORE  
WHITE*



ROVERE  
LACCATO  
AVORIO  
A PORO APERTO  
*LACQUERED OAK  
OPEN-PORE  
IVORY*




ROVERE  
LACCATO  
TORTORA  
A PORO APERTO  
*LACQUERED  
OAK  
OPEN-PORE  
DOVE GREY*


## ESSENZE DISPONIBILI. *ESSENCES AVAILABLE.*



ROVERE  
BRANDY  
*BRANDY OAK*




ROVERE  
WENGE'  
*WENGE OAK*




ROVERE  
CASTAGNO  
*CHESTNUT OAK*



ROVERE  
NATURALE  
*NATURAL OAK*




ROVERE  
TABACCO  
*TOBACCO  
OAK*




ROVERE  
TEAK  
*TEAK-FINISH  
OAK*



ROVERE  
SBIANCATO  
*BLEACHED  
OAK*




ROVERE  
GRIGIO  
*OAK  
GREEN*



ROVERE  
DECAPE'  
*PICKLED OAK*



ROVERE  
PIETRA  
*STONE OAK*



ROVERE  
CRETA  
*CLAY OAK*

VENATURA SOLO IN ORIZZONTALE.  
*HORIZONTAL GRAIN ONLY.*

# INFORMAZIONI TECNICHE PER MODELLO FILOREI 45

TECHNICAL DATA FOR MODEL FILO REI 45.

## CARATTERISTICHE E PRESTAZIONI:

Porta resistente al fuoco in legno ad un'anta avente classificazione REI 60.

Telaio maestro in legno massiccio. Mostre telescopiche del tipo ad incastro regolabili lato tirare. Mostra integrabile nella boiserie lato a spingere. Guarnizione acustica fumi freddi estrusa. Guarnizione intumescente autoadesiva.

Montaggio consentito su pareti in muratura o cartongesso da sp. mm. 110 minimo con resistenza al fuoco EI 45 – REI 45.

Anta sp. 60 mm, per finitura complanare lato a spingere. Isolante interno ad alte prestazioni, finitura delle facce con cartelle in MDF nelle varie finiture coordinate con i bordi. Guarnizioni intumescenti sui bordi dell'anta.

Kit cerniere ad alta portata e cerniere a molla. Marchio di conformità indelebile ai sensi D.M. 21.06.2004.

Certificazione CSI1511FR secondo UNI EN 1634-1:2001, assessment Exova Warringtonfire nr. 316456 secondo BS EN1634-1. Prodotto omologato come da art. 1 del D.M. 30/06/2004 dal Ministero dell'Interno con atto di omologazione AN170E1045P003.

Certificazione Federazione Russa C-I T.ПБ25.В.01612 secondo ГОСТ 53307-2009.

## CHARACTERISTICS AND PERFORMANCE:

Wooden – single leaf fire resistant door with EI45-REI45 performance.

Solid wood main frame. Adjustable telescopic covering profiles pull side. Push side covering profile with possibility to incorporate it into the boiserie. Extruded cold smoke seal. Intumescent autoadhesive seal.

Installation allowed on gypsum board or masonry walls with minimum thickness of 110 mm and EI 45 fire resistance.

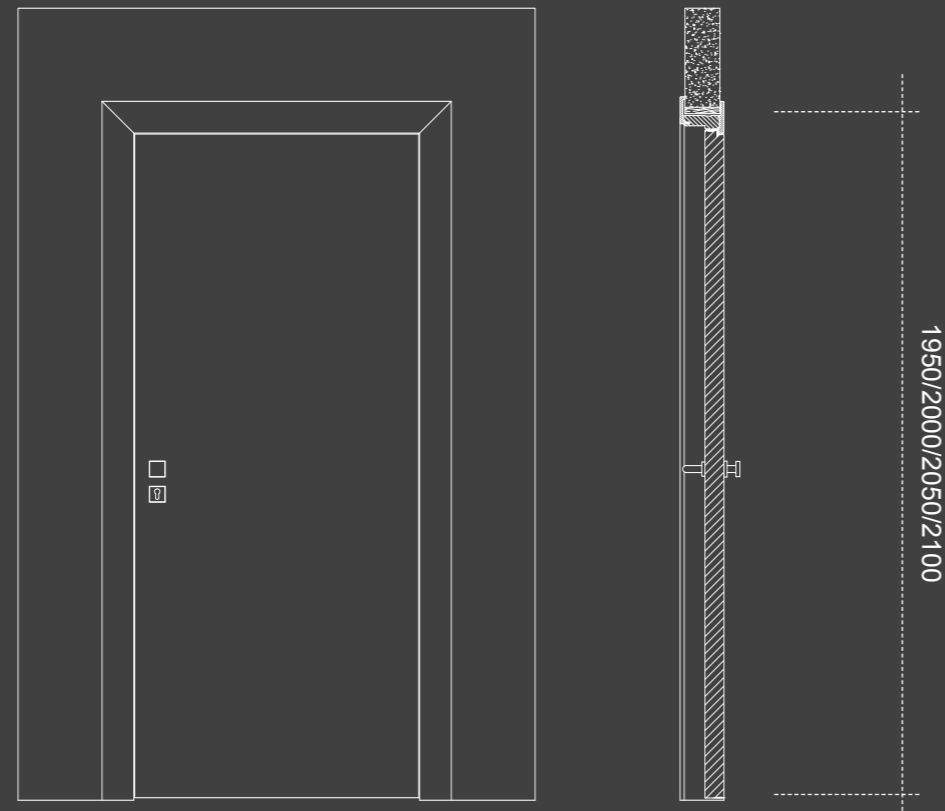
Leaf 60 mm thick, flush to frame on pull side.

High performance insulation core, solid wood on the perimeter and MDF facings. Intumescent seals on door edges.

Heavy duty hinge kit and spring hinge. Door ID plate according to Italian D.M. 21.06.2004.

Certification CSI1511FR according to UNI EN 1634-1:2001, Exova Warringtonfire assessment nr 316456 according to BS

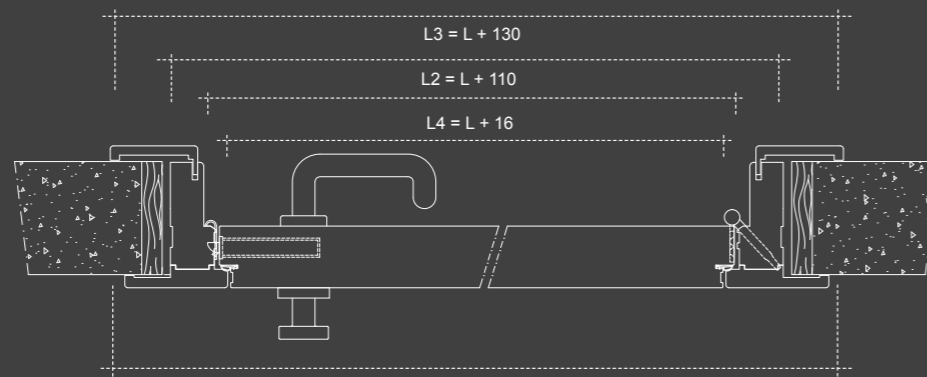
EN 1634-1. Italian "atto di omologazione" AN170E1045P003. Russian Federation certification C-I.ПБ25.В.01612 according to ГОСТ 53307-2009.



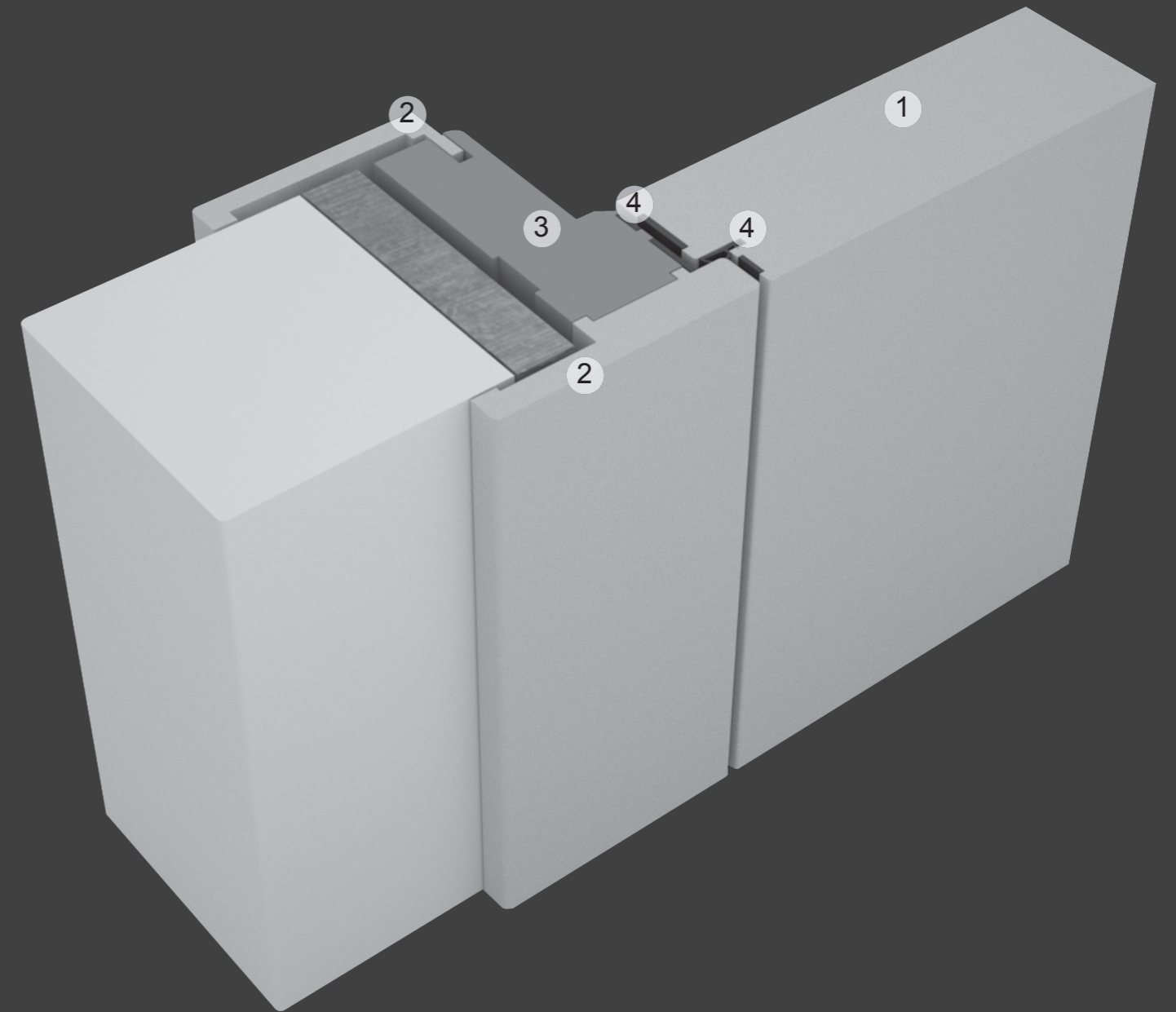
600/650/700/750/800/900



LARGHEZZA ESTERNO MOSTRINE LATO A TIRARE = L + 228  
EXTERNAL WIDTH OF TRIM ON PULL SIDE = W + 228



LARGHEZZA ESTERNO MOSTRINE LATO A SPINGERE = L + 200  
EXTERNAL WIDTH OF TRIM ON PUSH SIDE = W + 200



- 1 ANTA, DOOR.
- 2 MOSTRINE, TRIM.
- 3 TELAIO, FRAME.
- 4 GUARNIZIONI, SEALS.

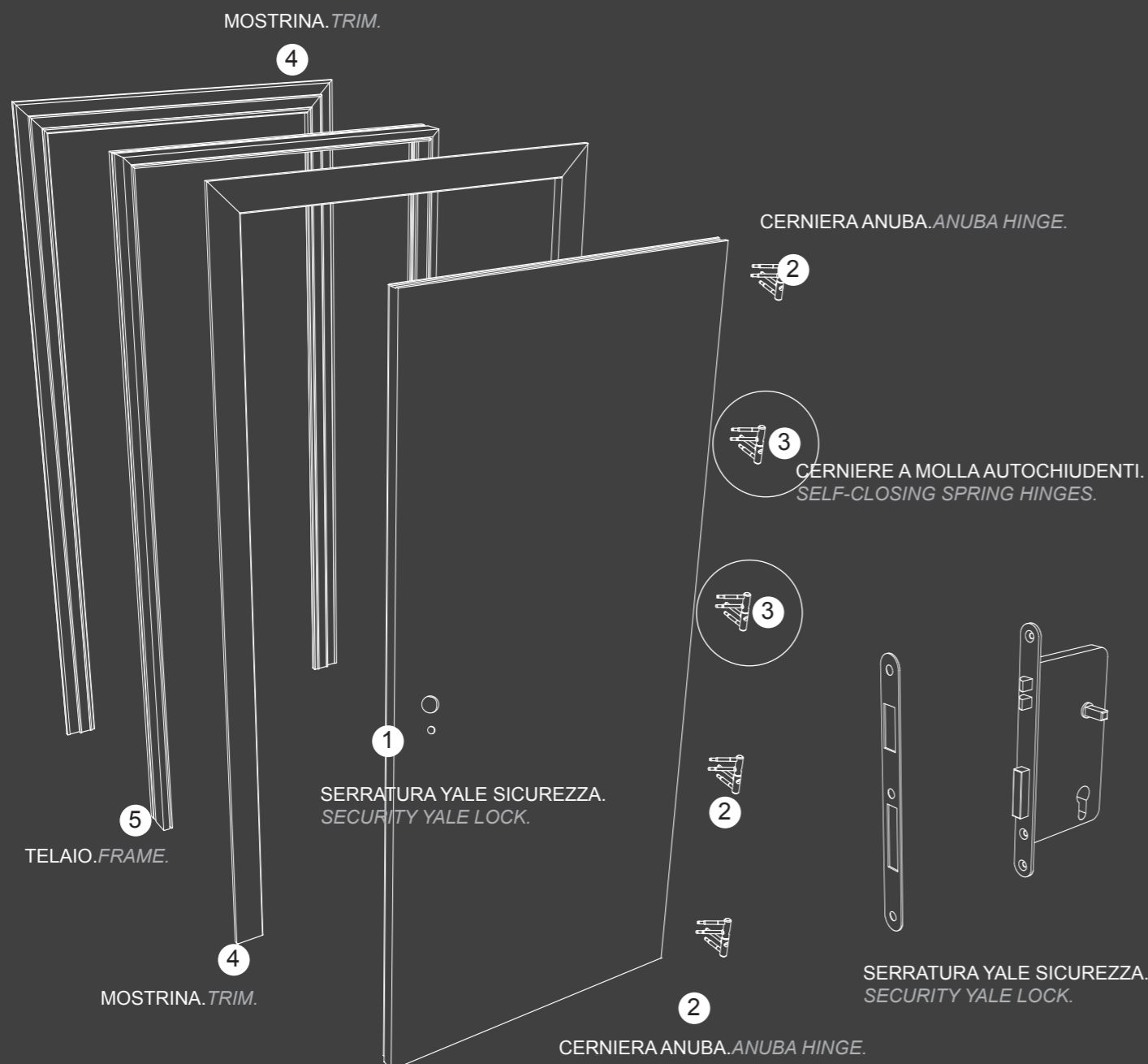
# ELEMENTI DI SERIE PER MODELLO FILOREI 45.

STANDARD ELEMENTS FOR MODEL FILOREI 45.

ELEMENTI DI SERIE. STANDARD ELEMENTS.

SERRATURA SIC REI CON CILINDRO YALE IN FINITURA A SCELTA OTTONE LUCIDO O CROMO SATINATO (OTTONE LUCIDO STANDARD DI BASE). 5 CERNIERE TIPO ANUBA REGOLABILE IN FINITURA A SCELTA: OTTONE LUCIDO, CROMO LUCIDO SATINATO, (CROMO SATINATO STANDARD DI BASE). CHIUDIPORTA INTEGRATO IN DUE CERNIERE AUTOCHIUDENTI. **ESCLUSA LAMA TAGLIAFREDDO.**

Sic rei lock with yale cylinder in a polished brass or satin-finish chrome finish (polished brass as basic STANDARD). 5 anuba-type adjustable hinges in chosen finish: polished brass, satin-finish polished chrome (satin-finish chrome as basic standard). door closing integrated into two self-closing hinges. EXCLUDING DRAUGHT EXCLUDER



# CAMPO DI ESTENSIBILITA' DELLE MISURE.

FIELD OF MEASUREMENT EXTENSION.

ESTENSIBILITA' MISURE CONSENTITE. PERMITTED EXTENSION MEASUREMENTS.

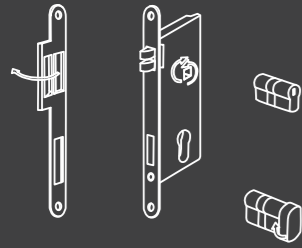
| H/L L.P. | H/L E.T. |      |      |      |      |      |      |      |      |      |      |      |      |      |      |      |      |      |      |      |      |      |      |      |      |      |      |      |      |      |      |      |  |
|----------|----------|------|------|------|------|------|------|------|------|------|------|------|------|------|------|------|------|------|------|------|------|------|------|------|------|------|------|------|------|------|------|------|--|
|          | 1010     | 1015 | 1020 | 1025 | 1030 | 1035 | 1040 | 1045 | 1050 | 1055 | 1060 | 1065 | 1070 | 1075 | 1080 | 1085 | 1090 | 1095 | 1100 | 1105 | 1110 | 1115 | 1120 | 1125 | 1130 | 1135 | 1140 | 1145 | 1150 | 1155 | 1160 | 1162 |  |
| 2097     | 2157     |      |      |      |      |      |      |      |      |      |      |      |      |      |      |      |      |      |      |      |      |      |      |      |      |      |      |      |      |      |      |      |  |
| 2107     | 2167     |      |      |      |      |      |      |      |      |      |      |      |      |      |      |      |      |      |      |      |      |      |      |      |      |      |      |      |      |      |      |      |  |
| 2117     | 2177     |      |      |      |      |      |      |      |      |      |      |      |      |      |      |      |      |      |      |      |      |      |      |      |      |      |      |      |      |      |      |      |  |
| 2127     | 2187     |      |      |      |      |      |      |      |      |      |      |      |      |      |      |      |      |      |      |      |      |      |      |      |      |      |      |      |      |      |      |      |  |
| 2137     | 2197     |      |      |      |      |      |      |      |      |      |      |      |      |      |      |      |      |      |      |      |      |      |      |      |      |      |      |      |      |      |      |      |  |
| 2147     | 2207     |      |      |      |      |      |      |      |      |      |      |      |      |      |      |      |      |      |      |      |      |      |      |      |      |      |      |      |      |      |      |      |  |
| 2157     | 2217     |      |      |      |      |      |      |      |      |      |      |      |      |      |      |      |      |      |      |      |      |      |      |      |      |      |      |      |      |      |      |      |  |
| 2167     | 2227     |      |      |      |      |      |      |      |      |      |      |      |      |      |      |      |      |      |      |      |      |      |      |      |      |      |      |      |      |      |      |      |  |
| 2177     | 2237     |      |      |      |      |      |      |      |      |      |      |      |      |      |      |      |      |      |      |      |      |      |      |      |      |      |      |      |      |      |      |      |  |
| 2187     | 2247     |      |      |      |      |      |      |      |      |      |      |      |      |      |      |      |      |      |      |      |      |      |      |      |      |      |      |      |      |      |      |      |  |
| 2197     | 2257     |      |      |      |      |      |      |      |      |      |      |      |      |      |      |      |      |      |      |      |      |      |      |      |      |      |      |      |      |      |      |      |  |
| 2207     | 2267     |      |      |      |      |      |      |      |      |      |      |      |      |      |      |      |      |      |      |      |      |      |      |      |      |      |      |      |      |      |      |      |  |
| 2217     | 2277     |      |      |      |      |      |      |      |      |      |      |      |      |      |      |      |      |      |      |      |      |      |      |      |      |      |      |      |      |      |      |      |  |
| 2227     | 2287     |      |      |      |      |      |      |      |      |      |      |      |      |      |      |      |      |      |      |      |      |      |      |      |      |      |      |      |      |      |      |      |  |
| 2237     | 2297     |      |      |      |      |      |      |      |      |      |      |      |      |      |      |      |      |      |      |      |      |      |      |      |      |      |      |      |      |      |      |      |  |
| 2247     | 2307     |      |      |      |      |      |      |      |      |      |      |      |      |      |      |      |      |      |      |      |      |      |      |      |      |      |      |      |      |      |      |      |  |
| 2257     | 2317     |      |      |      |      |      |      |      |      |      |      |      |      |      |      |      |      |      |      |      |      |      |      |      |      |      |      |      |      |      |      |      |  |
| 2267     | 2327     |      |      |      |      |      |      |      |      |      |      |      |      |      |      |      |      |      |      |      |      |      |      |      |      |      |      |      |      |      |      |      |  |
| 2277     | 2337     |      |      |      |      |      |      |      |      |      |      |      |      |      |      |      |      |      |      |      |      |      |      |      |      |      |      |      |      |      |      |      |  |
| 2287     | 2347     |      |      |      |      |      |      |      |      |      |      |      |      |      |      |      |      |      |      |      |      |      |      |      |      |      |      |      |      |      |      |      |  |
| 2297     | 2357     |      |      |      |      |      |      |      |      |      |      |      |      |      |      |      |      |      |      |      |      |      |      |      |      |      |      |      |      |      |      |      |  |
| 2307     | 2367     |      |      |      |      |      |      |      |      |      |      |      |      |      |      |      |      |      |      |      |      |      |      |      |      |      |      |      |      |      |      |      |  |
| 2317     | 2377     |      |      |      |      |      |      |      |      |      |      |      |      |      |      |      |      |      |      |      |      |      |      |      |      |      |      |      |      |      |      |      |  |
| 2327     | 2387     |      |      |      |      |      |      |      |      |      |      |      |      |      |      |      |      |      |      |      |      |      |      |      |      |      |      |      |      |      |      |      |  |
| 2337     | 2397     |      |      |      |      |      |      |      |      |      |      |      |      |      |      |      |      |      |      |      |      |      |      |      |      |      |      |      |      |      |      |      |  |
| 2347     | 2407     |      |      |      |      |      |      |      |      |      |      |      |      |      |      |      |      |      |      |      |      |      |      |      |      |      |      |      |      |      |      |      |  |
| 2357     | 2417     |      |      |      |      |      |      |      |      |      |      |      |      |      |      |      |      |      |      |      |      |      |      |      |      |      |      |      |      |      |      |      |  |
| 2367     | 2427     |      |      |      |      |      |      |      |      |      |      |      |      |      |      |      |      |      |      |      |      |      |      |      |      |      |      |      |      |      |      |      |  |
| 2377     | 2437     |      |      |      |      |      |      |      |      |      |      |      |      |      |      |      |      |      |      |      |      |      |      |      |      |      |      |      |      |      |      |      |  |

LE PORTE FILOREI 45 CERTIFICATE SONO REALIZZABILI ESCLUSIVAMENTE NELLA VERSIONE A BATTENTE, AD UN'ANTA E SENZA SOPRALUCE.  
 FILOREI 45 CERTIFIED DOORS ARE ONLY AVAILABLE IN THE HINGED DOOR VERSION, WITH ONE LEAF AND WITHOUT TRANSOM LIGHT.

# OPTIONAL Modello FILO REI 45.

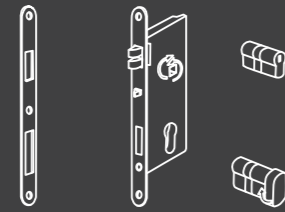
## Serrature.*Locks.*

SERRATURA YALE F18 CON CONTROPIASTRINO ELETTRICO.  
YALE F18 LOCK WITH ELECTRICAL PLATE.



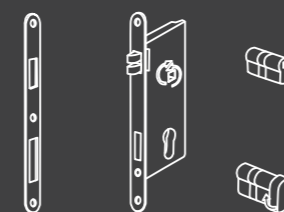
**FINITURE FINISHES**  
OTTONE LUCIDO, CROMO LUCIDO, CROMO SATINATO.  
GLOSSY BRASS, GLOSSY CHROME, SATIN CHROME.

SERRATURA YALE ANTIPANICO F18 CON SISTEMA ANTI - EFFRAZIONE.  
YALE ANTI-PANIC LOCK F18 WITH ANTI-LOCK-PICKING SYSTEM.



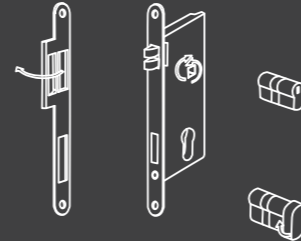
**FINITURE FINISHES**  
OTTONE LUCIDO, CROMO LUCIDO, CROMO SATINATO.  
GLOSSY BRASS, GLOSSY CHROME, SATIN CHROME.

SERRATURA YALE ANTIPANICO F22 E QUADRO MANIGLIA SNODATO.  
YALE ANTI-PANIC LOCK F22 AND JOINTED HANDLE MECHANISM.



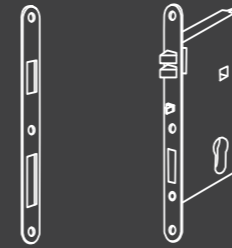
**FINITURE FINISHES**  
OTTONE LUCIDO, CROMO LUCIDO, CROMO SATINATO.  
GLOSSY BRASS, GLOSSY CHROME, SATIN CHROME.

SERRATURA YALE F18 CON CONTROPIASTRINO ELETTRICO PER PORTE A FILO.  
YALE LOCK F18 WITH ELECTRICAL PLATE FOR FLUSH DOORS.



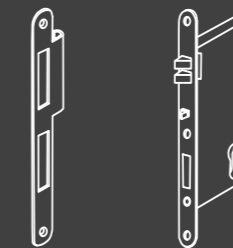
**FINITURE FINISHES**  
CROMO LUCIDO, CROMO SATINATO.  
GLOSSY CHROME, SATIN CHROME.

SERRATURA DI SICUREZZA REI 30.  
SECURITY LOCK REI 30.



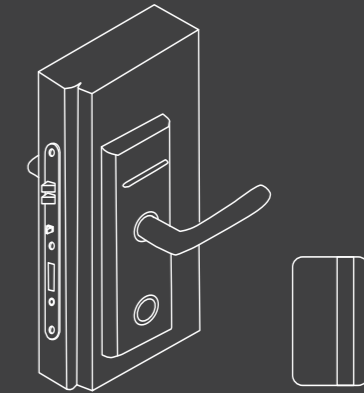
**FINITURE FINISHES**  
OTTONE LUCIDO, CROMO LUCIDO, CROMO SATINATO.  
GLOSSY BRASS, GLOSSY CHROME, SATIN CHROME.

SERRATURA DI SICUREZZA REI 45.  
SECURITY LOCK REI 45.

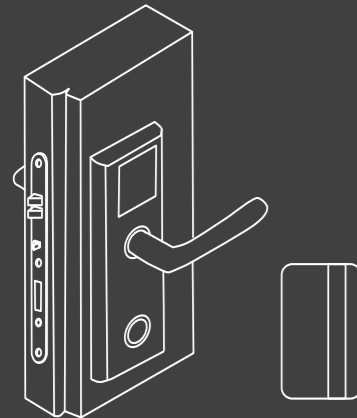


**FINITURE FINISHES**  
OTTONE LUCIDO, CROMO LUCIDO, CROMO SATINATO.  
GLOSSY BRASS, GLOSSY CHROME, SATIN CHROME.

KIT COMPLETO SERRATURA CON APERTURA ELETTRICA.  
COMPLETE LOCK KIT WITH ELECTRIC OPENING.



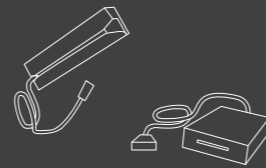
SERRATURA HOTEL BASIC PROXIMITY.  
HOTEL BASIC PROXIMITY LOCK.



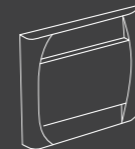
SOFTWARE+TRAINING AVVIAMENTO .  
SOFTWARE+START-UP TRAINING.



PROGRAMMATORE (ENCODER.)  
PROGRAMMER (ENCODER)

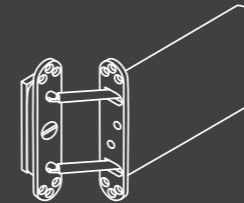


ENERGY SAVER.



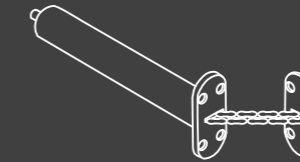
## Chiudiporta.*Door closing.*

CHIUDIPORTA A SCOMPARSA.  
SLIDING DOOR CLOSING.



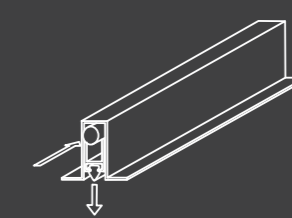
**FINITURE FINISHES**  
OTTONE LUCIDO, CROMO LUCIDO, CROMO SATINATO.  
GLOSSY BRASS, GLOSSY CHROME, SATIN CHROME.

CHIUDIPORTA A MOLLA.  
SPRING DOOR CLOSING.



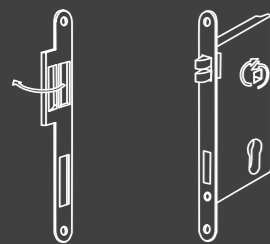
**FINITURE FINISHES**  
OTTONE LUCIDO, CROMO LUCIDO, CROMO SATINATO.  
GLOSSY BRASS, GLOSSY CHROME, SATIN CHROME.

LAMA TAGLIAFREDDO.  
DRAUGHT EXCLUDER.



## Contropiastrini.*Strike plates.*

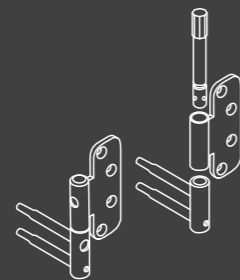
CONTROPIASTRINO ELETTRICO  
FILO REI 45  
ELECTRICAL PLATE FILO REI 45.



**FINITURE FINISHES**  
OTTONE LUCIDO, CROMO LUCIDO, CROMO SATINATO.  
GLOSSY BRASS, GLOSSY CHROME, SATIN CHROME.

## Cerniere.*Hinges.*


CERNIERE FILO REI 45.  
HINGES FILO REI 45.



**FINITURE FINISHES**  
OTTONE LUCIDO, CROMO LUCIDO, CROMO SATINATO.  
GLOSSY BRASS, GLOSSY CHROME, SATIN CHROME.

## Occhio Magico.*Door Viewer.*

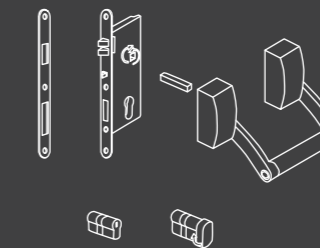
Spioncino certificato.



**FINITURE FINISHES**  
OTTONE LUCIDO, CROMO LUCIDO, CROMO SATINATO.  
GLOSSY BRASS, GLOSSY CHROME, SATIN CHROME.

## Maniglioni antipanico.*Anti-panic bar handle.*

MANIGLIONE ANTIPANICO AD UN'ANTA.  
SINGLE-LEAF ANTI-PANIC BAR HANDLE.

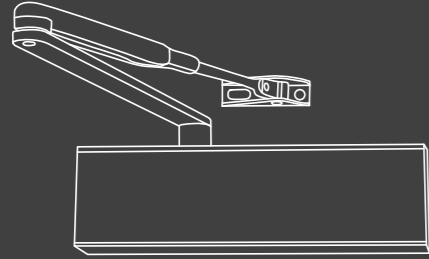


**FINITURE FINISHES**  
SUPPORTI NERI/BARRE CROMO LUCIDO  
SUPPORTI NERI/BARRE NERE  
BLACK SUPPORTS/POLISHED CHROME BARS  
BLACK SUPPORTS/BLACK BARS

## OPTIONAL Modello FILO REI 45.

### Chiudiporta standard A"V". Standard "V" door closing.

CHIUDIPIORTA AEREO A SLITTA **TS69**. FINITURA ARGENTO O NERO.  
SLIDING OVERHEAD DOOR CLOSING SILVER OR BLACK.



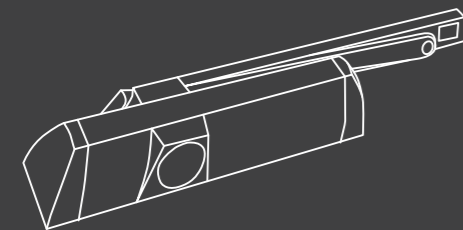
### Chiudiporta standard a slitta. Sliding overhead door closing.

CHIUDIPIORTA AEREO A SLITTA **TS69**. FINITURA ARGENTO O NERO.  
SLIDING OVERHEAD DOOR CLOSING SILVER OR BLACK.



### Chiudiporta a slitta. Sliding overhead door closing.

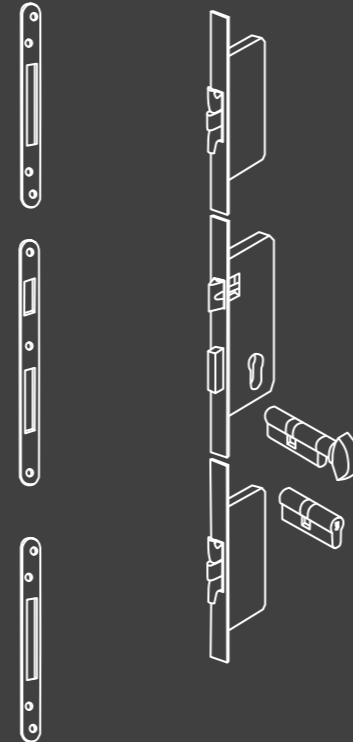
CHIUDIPIORTA AEREO A SLITTA **TS90** CON FUNZIONAMENTO A CAMMA FINITURA ARGENTO.  
SLIDE OVERHEAD DOOR CLOSING WITH CAM FUNCTION SILVER FINISH.



### Serratura triplice chiusura. Triple closing lock.

**SILVER** ( ABBINABILE ALLE FINITURE: CROMO LUCIDO E CROMO SATINATO )  
SILVER (CAN BE MATCHED TO FINISHES: POLISHED CHROME AND SATIN-FINISH CHROME)

**TROPICAL**: ( ABBINABILE ALLE FINITURE : OTTONE LUCIDO E BRONZO )  
TROPICAL: (CAN BE MATCHED TO FINISHES: POLISHED BRASS AND BRONZE)




### Targa per porta. Plate for door.

TARGA PORTA OVALE mm. 130 X 75  
OVAL DOOR PLATE mm 130 X 75



TARGA PORTA RETTANGOLARE mm. 160 X 75  
RECTANGULAR DOOR PLATE mm 160 X 75




## MANIGLIE E POMOLI. Modello FILOREI 45. BAR HANDLES AND KNOBS. Model FILOREI 45.



**KIT MOD. FRAME**  
Kit Maniglia int. + pomolo est.  
Int. bar handle kit + ext. frame knob.



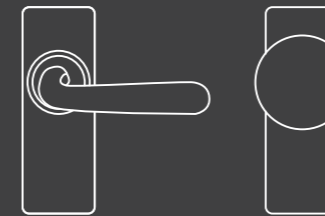
**KIT MOD. GOLF + SFERA**  
Kit Maniglia int. + pomolo est.  
Int. bar handle kit + ext. golf knob + sphere.



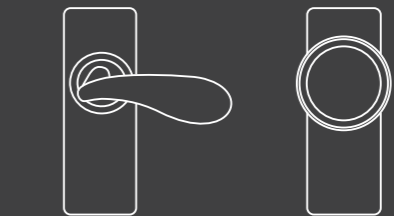
**KIT MOD. BASE**  
Kit Maniglia int. + pomolo est Kit Rei.  
Int. bar handle kit + ext. knob basic Rei kit.




**KIT MOD. TOP**  
Kit Maniglia int. + pomolo est.  
Int. bar handle kit + ext. knob top Rei kit.



**KIT MOD. BASE con PLACCA**  
Kit Maniglia int. + pomolo est Kit Rei.  
Int. bar handle kit + ext. knob basic Rei kit. + TOP PLATE



**KIT MOD. TOP con PLACCA**  
Kit Maniglia int. + pomolo est Kit Rei.  
Int. bar handle kit + ext. knob top Rei kit. + TOP PLATE



**KIT MOD. WING**  
Kit Maniglia int. + pomolo est.  
Int. bar handle kit + ext. wing knob.



**KIT MOD. SQUADRA**  
Kit Maniglia int. + pomolo est.  
Int. bar handle kit + ext. square knob.



**KIT MOD. YORK + FRAME**  
Kit Maniglia int. + pomolo est.  
Int. bar handle kit + ext. york knob.

### MANIGLIONI

**CURVO**  
MISURE: 500/1000



**DRITTO**  
MISURE: 250/550/900



**AREA 51**  
MISURE: 250/500/850/1900/2400



**FREEN**  
MISURE: 1000



**SIRIO**  
MISURE: 250/500/850/1900/2400



# Gdesign Rei60\_



VERSIONE  
CON  
FINITURA  
LEGNO.  
VERSION  
WITH WOOD  
FINISH



VERSIONE  
LACCATA.  
LACQUERED  
VERSION.



RESISTENZA  
AL FUOCO  
30 MINUTI.  
FIRE  
RESISTANCE  
30 MINUTES.



RESISTENZA  
AL FUOCO  
60 MINUTI.  
FIRE  
RESISTANCE  
60 MINUTES.



SOLO PORTA  
SINGOLA.  
SINGLE  
DOOR ONLY.



ANCHE  
DOPPIA  
PORTA.  
ALSO  
DOUBLE-  
DOOR.



FONO  
ISOLAMENTO  
33 db  
40 db  
45 db  
SOUND  
INSULATION  
33 db  
40 db  
45 db



OBLÒ  
ROTONDO  
MAX 0,25 MQ.  
ROUND  
PORTHOLE  
MAX. 0.25 M2.



OBLÒ  
RETTANGOLARE  
MAX 0,25 MQ.  
RECTANGULAR  
PORTHOLE  
MAX. 0.25 M2.



GDESIGN REI 60 LACCA TO BIANCO  
PANTOGRAFATURA MODELLO  
MIRAQUADRA 3B.  
GDESIGN REI 60 WHITE LACQUERED  
PANTOGRAPH MODEL MIRAQUADRA  
3B.





GDESIGN REI 60 LACCA TO BIANCO  
 PANTOGRAFATURA MODELLO MIRA-  
 QUADRA 3B. POR TA SCORREVOLE  
 DOPPIA IN LEGNO LACCATO BIANCO,  
 COLLEZIONE 110ELODE, MODELLO 3B.  
 ARMADIO A MURO MIRIA BUGNATO  
 LACCATO BIANCO.  
 GDESIGN REI 60 WHITE LACQUERED  
 PANTOGRAPH MODEL MIRAQUADRA  
 3B. DOUBLE SLIDING DOOR IN WHITE  
 LACQUERED WOOD, COLLECTION  
 110ELODE, MODEL 3B  
 MIRIA RAISED WALL CUPBOARD  
 WHITE LACQUERED





325

287

288

290



GDESIGN REI 60 IN ROVERE NATURALE  
 MODELLO 2F CON FILETTI MET ALLICI  
 CROMO SATINATO.  
 GDESIGN REI 60 IN NATURALE OAK  
 MODEL 2F WITH SATIN CHROME METAL  
 STRIPS.

# Gdesign Rei60\_

GDESIGN REI 60 LACCATO BIANCO CON  
PANTOGRAFATURA MODELLO MIRABILIA 6B.  
GDESIGN REI 60 WHITE LACQUERED WITH  
PANTOGRAPH MODE MIRABILIA 6B.





# GDESIGN REI 60.

VERSIONE LACCATA. *LACQUERED VERSION.*



## CONFIGURAZIONI PER LA VERSIONE IN LACCATO. *CONFIGURATIONS FOR LACQUERED VERSION.*

**LACCATA LISCIA.**  
*SMOOTH LACQUERED.*




MOD. 1L


**MODELLI CON FILETTI METALLICI.**  
*MODELS WITH METAL STRIPS.*



MOD. 1F



MOD. 2F




MOD. 3F



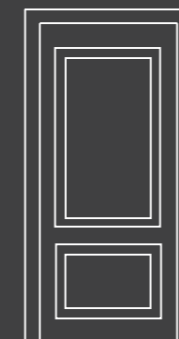
MOD. 5F

**MODELLI DI PANTOGRAFATURA ( Profondita massima 5 mm.)**

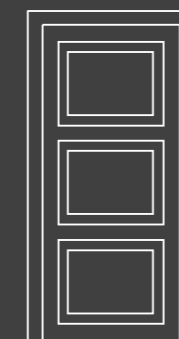
*MODELS WITH PANTOGRAPH (maximum depth 5 mm)*



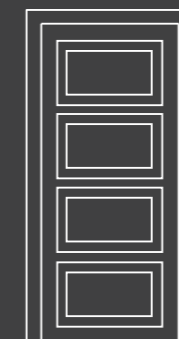
MOD. 1B  
Mod. (MIRAQUADRA)



MOD. 2B  
Mod. (MIRAQUADRA)

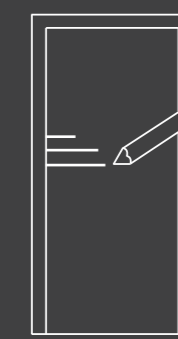


MOD. 3B  
Mod. (MIRAQUADRA)




MOD. 4B  
Mod. (MIRAQUADRA)

PER ALTRE PANTOGRAFATURE RIFERIMENTO MODELLI:  
**PANGEA**  
> **MIRAQUADRA**  
**IO**  
**MIRABILIA**  
**SUBLIMIA**  
*FOR OTHER PANTOGRAPH MODEL REFERENCE:*  
**PANGEA**  
**MIRAQUADRA**  
**IO**  
**MIRABILIA**  
**SUBLIMIA**




**PANTOGRAFATURE PERSONALIZZABILI**  
**MAX PROFONDITA' INCISIONE 5 mm.**  
*CUSTOMISABLE PANTOGRAPH MAX. DEPTH OF INCISION 5 mm.*

**COLORI DISPONIBILI. *COLOURS AVAILABLE.***



LACCATO BIANCO  
*WHITE LACQUERED*



LACCATO AVORIO  
*IVORY LACQUERED*



LACCATO TORTORA  
*DOVE GREY LACQUERED*

**COLORI RAL A RICHIESTA PER GDESIGN REI 60. *RAL COLOURS ON REQUEST FOR GDESIGN REI 60***

**LUCIDO. *GLOSSY***

**OPACO. *MATT***





# GDESIGNER REI 60

VERSIONE LEGNO STRATIFICATO. *STRATIFIED WOOD VERSION.*




## CONFIGURAZIONI PER LA VERSIONE IN LEGNO STRATIFICATO.

*CONFIGURATIONS FOR STRATIFIED WOOD VERSION.*

LEGNO STRATIFICATO  
LISCIA.


*SMOOTH STRATIFIED WOOD.*




MOD. 1L

MODELLO IN LEGNO STRATIFICATO CON FILETTI METALLICI.


*STRATIFIED WOOD MODEL WITH METAL STRIPS.*



MOD. 1F



MOD. 2F




MOD. 3F




MOD. 5F

## COLORI DISPONIBILI PER ROVERE LACCATO. *COLOURS AVAILABLE FOR THE LACQUERED OAK.*



ROVERE  
LACCATO  
BIANCO  
A PORO APERTO  
*LACQUERED  
OAK  
OPEN-PORE  
WHITE*




ROVERE  
LACCATO  
AVORIO  
A PORO APERTO  
*LACQUERED OAK  
OPEN-PORE  
IVORY*




ROVERE  
LACCATO  
TORTORA  
A PORO APERTO  
*LACQUERED  
OAK  
OPEN-PORE  
DOVE GREY*


## ESSENZE DISPONIBILI. *ESSENCES AVAILABLE.*




ROVERE  
BRANDY  
*BRANDY OAK*



ROVERE  
WENGE'  
*WENGE OAK*




ROVERE  
CASTAGNO  
*CHESTNUT OAK*



ROVERE  
NATURALE  
*NATURAL OAK*




ROVERE  
TABACCO  
*TOBACCO  
OAK*




ROVERE  
TEAK  
*TEAK-FINISH  
OAK*



ROVERE  
SBIANCATO  
*BLEACHED  
OAK*



ROVERE  
GRIGIO  
*OAK  
GREEN*



ROVERE  
DECAPE'  
*PICKLED OAK*



ROVERE  
PIETRA  
*STONE OAK*



ROVERE  
CRETA  
*CLAY OAK*

VENATURA SOLO IN ORIZZONTALE.  
*HORIZONTAL GRAIN ONLY.*

# INFORMAZIONI TECNICHE PER MODELLO GDESIGN REI 60.

TECHNICAL DATA FOR MODEL GDESIGN REI 60.

## CARATTERISTICHE E PRESTAZIONI:

Porta resistente al fuoco in legno ad una o due ante avente classificazione EI160 – REI 60. Telaio maestro sp. 60 mm. Mostre telescopiche del tipo ad incastro regolabili. Guarnizioni acustiche fumi freddi estruse. Guarnizioni intumescenti autoadesive.

Montaggio consentito su pareti in muratura o cartongesso da sp. mm.100 minimo (su richiesta) con resistenza al fuoco EI 60 – REI 60.

Anta sp. 60 mm, per finitura complanare lato a tirare. Isolante interno ad alte prestazioni, finitura delle facce con cartelle in MDF, placcate nelle varie finiture coordinate con i bordi. Guarnizioni intumescenti sui bordi dell'anta. Vetro resistente al fuoco rettangolare o circolare REI 60 traslucido sp. 34 mm (opzionale). Serratura con aste incassate su anta secondaria di porte a due ante.

Kit cerniera a scomparsa ad alta portata certificata a filo. Rostrì di tenuta in caso di incendio. Marchio di conformità indelebile ai sensi D.M. 21.06.2004.

Certificazione LA.P.I. 50-u-12-152-FR secondo UNI EN 1634-1:2009, assessment Exova Warringtonfire nr. 323846 secondo BS EN1634-1, procès verbal de classement CSTB nr. RS13-019 secondo NF EN 1634-1. Prodotto omologato come da art. 1 del D.M. 30/06/2004 dal Ministero dell'Interno con atto di omologazione AN170E11060P007. Certificazioni

fonoisolamento LA.P. .I. 761.11UN0081.12, 762.11UN0081.12, e 1609.11UN0081.12 secondo UNI EN ISO 10140-2:2010 - UNI EN ISO 717-1:2007, Rw 33, 40 e 45 dB. Certificazione Federazione Russa C-IT.ПБ25.В.01612 secondo GOCTP

## CHARACTERISTICS AND PERFORMANCE:

Wooden – single or double leaf fire resistant door with EI160 performance.

Main frame 60 mm thick. Adjustable telescopic covering profiles. Extruded cold smoke seals. Intumescent autoadhesive seals.

Installation allowed on gypsum board or masonry walls with minimum thickness of 100 mm and EI 60 fire resistance.

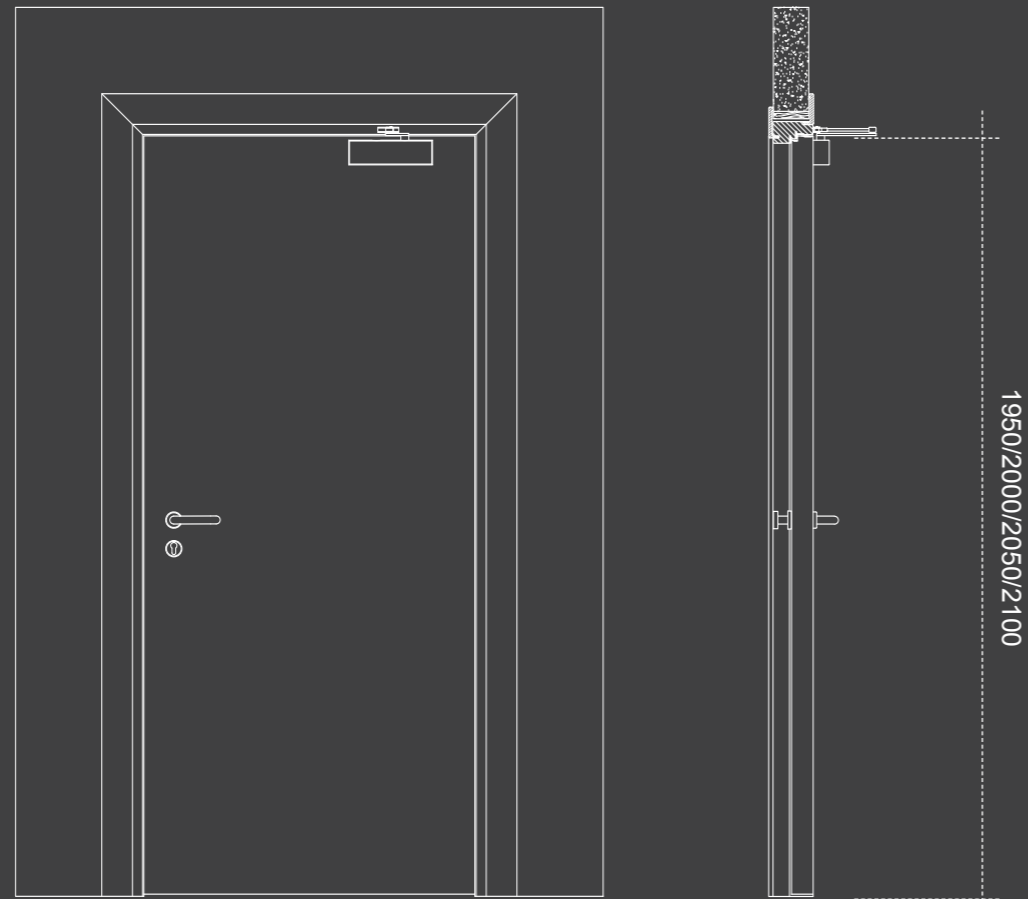
Leaf 60 mm thick, flush to frame on pull side. High performance insulation core, solid hardwood on the perimeter and MDF facings. Intumescent seals on door edges.

EI 60 Fire resistant rectangular or circular glazing (optional) 34 mm thick. Concealed top and bottom flush bolt lock for inactive lock on two leaves doors.

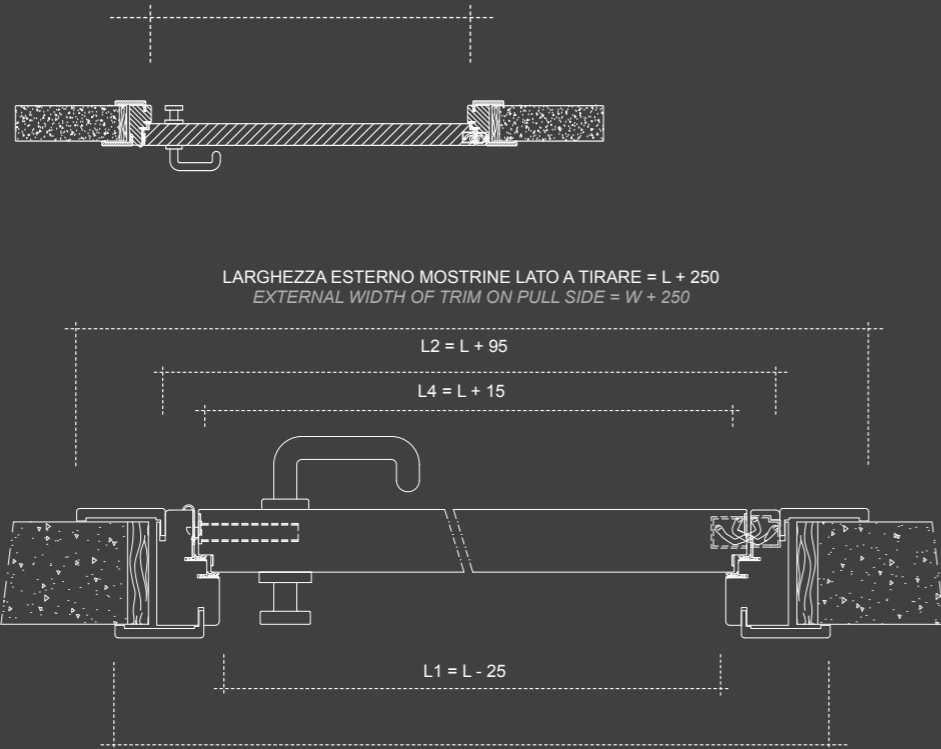
Heavy duty concealed hinges. Adjustable and thermal bolts in case of fire. Door ID plate according to Italian D.M. 21.06.2004.

Certification LA.P.I. 50-u-12-152-FR according to UNI EN 1634-1:2009, Exova Warringtonfire assessment nr. 323846 according to BS EN1634-1, procès verbal de classement CSTB nr. RS13-019 according to NF EN 1634-1. Italian "atto di omologazione"

AN170E11060P007. Acoustic certifications LA.P.I. 761.11UN0081.12, 762.11UN0081.12, and 1609.11UN0081.12 according to UNI EN ISO 10140-2:2010 - UNI EN ISO 717-1:2007, Rw 33, 40 and 45 dB. Russian Federation certification C-IT.ПБ25.В.01612 according to GOCTP 53307-2009.




600/650/700/750/800/900



LARGHEZZA ESTERNO MOSTRINE LATO A TIRARE = L + 250  
EXTERNAL WIDTH OF TRIM ON PULL SIDE = W + 250

LARGHEZZA ESTERNO MOSTRINE LATO A SPINGERE = L + 175  
EXTERNAL WIDTH OF TRIM ON PUSH SIDE = W + 175



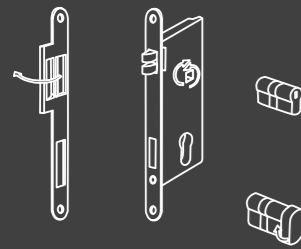
- 1 ANTA, DOOR.
- 2 MOSTRINE, TRIM.
- 3 TELAIO, FRAME.
- 4 GUARNIZIONI, SEALS.



# OPTIONAL Modello GDESIGN REI 60.

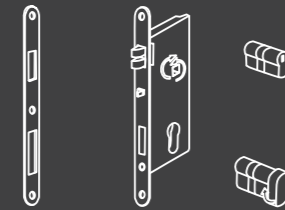
## Serrature. *Locks.*

SERRATURA YALE F18 CON CONTROPIASTRINO ELETTRICO.  
YALE F18 LOCK WITH ELECTRICAL PLATE.



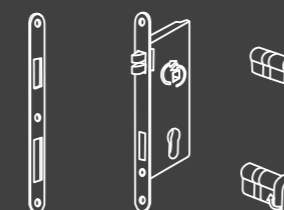
**FINITURE\_FINISHES**  
OTTONE LUCIDO, CROMO LUCIDO, CROMO SATINATO.  
GLOSSY BRASS, GLOSSY CHROME, SATIN CHROME.

SERRATURA YALE ANTIPANICO F18 CON SISTEMA ANTI - EFFRAZIONE.  
YALE ANTI-PANIC LOCK F18 WITH ANTI-LOCK-PICKING SYSTEM.



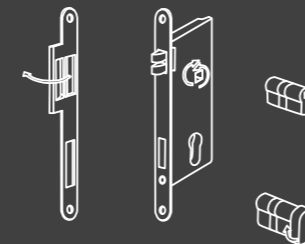
**FINITURE\_FINISHES**  
OTTONE LUCIDO, CROMO LUCIDO, CROMO SATINATO.  
GLOSSY BRASS, GLOSSY CHROME, SATIN CHROME.

SERRATURA YALE ANTIPANICO F22 E QUADRO MANIGLIA SNODATO.  
YALE ANTI-PANIC LOCK F22 AND JOINTED HANDLE MECHANISM.



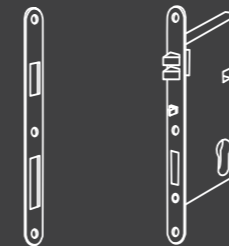
**FINITURE\_FINISHES**  
OTTONE LUCIDO, CROMO LUCIDO, CROMO SATINATO.  
GLOSSY BRASS, GLOSSY CHROME, SATIN CHROME.

SERRATURA YALE F18 CON CONTROPIASTRINO ELETTRICO PER PORTE A FILO.  
YALE LOCK F18 WITH ELECTRICAL PLATE FOR FLUSH DOORS.



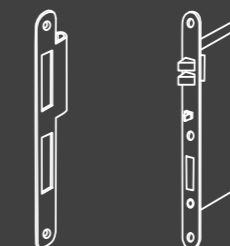
**FINITURE\_FINISHES**  
CROMO LUCIDO, CROMO SATINATO.  
GLOSSY CHROME, SATIN CHROME.

SERRATURA DI SICUREZZA REI 30.  
SECURITY LOCK REI 30.



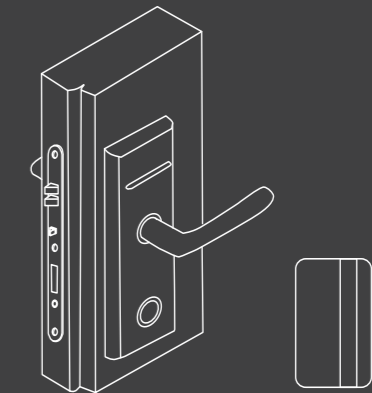
**FINITURE\_FINISHES**  
OTTONE LUCIDO, CROMO LUCIDO, CROMO SATINATO.  
GLOSSY BRASS, GLOSSY CHROME, SATIN CHROME.

SERRATURA DI SICUREZZA REI 45.  
SECURITY LOCK REI 45.

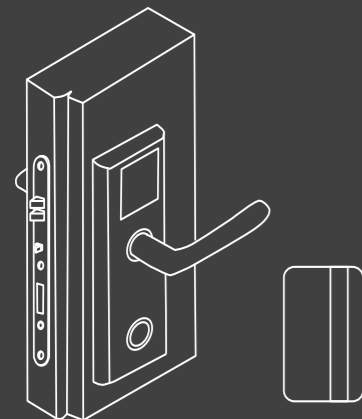


**FINITURE\_FINISHES**  
OTTONE LUCIDO, CROMO LUCIDO, CROMO SATINATO.  
GLOSSY BRASS, GLOSSY CHROME, SATIN CHROME.

KIT COMPLETO SERRATURA CON APERTURA ELETTRICA.  
COMPLETE LOCK KIT WITH ELECTRIC OPENING.



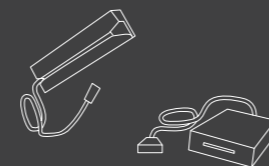
SERRATURA HOTEL BASIC PROXIMITY.  
HOTEL BASIC PROXIMITY LOCK.



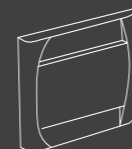
SOFTWARE+TRAINING AVVIAMENTO.  
SOFTWARE+START-UP TRAINING.



PROGRAMMATORE (ENCODER.)  
PROGRAMMER (ENCODER)

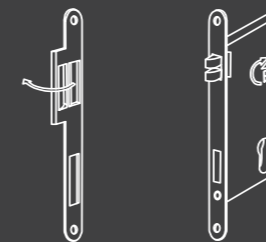


ENERGY SAVER.



## Contropiastrini. *Strike plates.*


CONTROPIASTRINO ELETTRICO  
FILO REI 45  
.ELECTRICAL PLATE FILO REI 45.



**FINITURE\_FINISHES**  
OTTONE LUCIDO, CROMO LUCIDO, CROMO SATINATO.  
GLOSSY BRASS, GLOSSY CHROME, SATIN CHROME.

## Occhio Magico. *Door Viewer.*

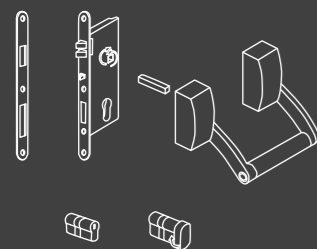
Spioncino certificato.



**FINITURE\_FINISHES**  
OTTONE LUCIDO, CROMO LUCIDO, CROMO SATINATO.  
GLOSSY BRASS, GLOSSY CHROME, SATIN CHROME.

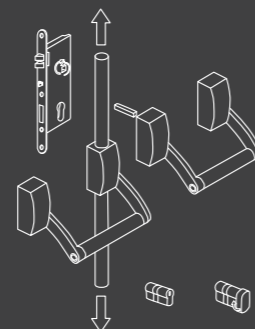
## Maniglioni antipanico. *Anti-panic bar handle.*

MANIGLIONE ANTIPANICO AD UN'ANTA.  
SINGLE-LEAF ANTI-PANIC BAR HANDLE.



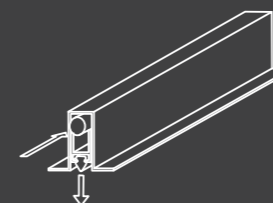
**FINITURE\_FINISHES**  
SUPPORTI NERI/BARRE CROMO LUCIDO  
SUPPORTI NERI/BARRE NERE  
BLACK SUPPORTS/POLISHED CHROME  
BARS BLACK SUPPORTS/BLACK BARS

MANIGLIONE ANTIPANICO A DUE ANTE.  
TWO-LEAF ANTI-PANIC BAR HANDLE.

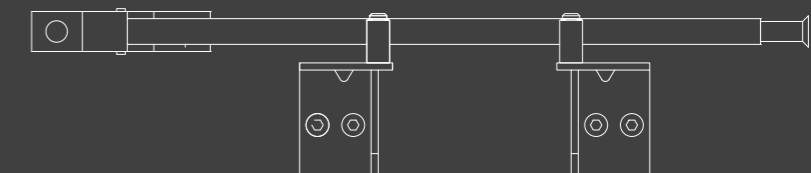


**FINITURE\_FINISHES**  
SUPPORTI NERI/BARRE CROMO LUCIDO  
SUPPORTI NERI/BARRE NERE  
BLACK SUPPORTS/POLISHED CHROME  
BARS BLACK SUPPORTS/BLACK BARS

LAMA TAGLIAFREDDO.  
DRAUGHT EXCLUDER.



SEQUENZIATORE SR 390.  
SEQUENCER SR 390.



# OPTIONAL Modello GDESIGN REI 60.

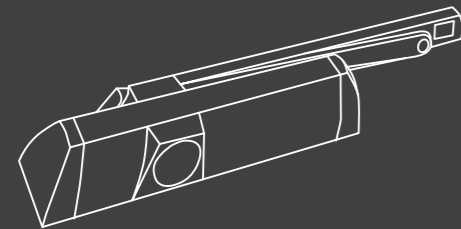
## Chiudiporta standard a slitta. *Sliding overhead door closing.*

CHIUDIPIORTA AEREO A SLITTA **TS69**. FINITURA ARGENTO O NERO.  
*SLIDING OVERHEAD DOOR CLOSING SILVER OR BLACK.*



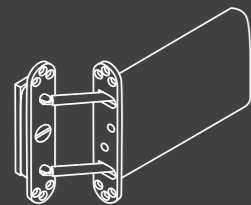
## Chiudiporta a slitta. *Sliding overhead door closing.*

CHIUDIPIORTA AEREO A SLITTA **TS90** CON FUNZIONAMENTO A CAMMA FINITURA ARGENTO.  
*SLIDE OVERHEAD DOOR CLOSING WITH CAM FUNCTION SILVER FINISH.*



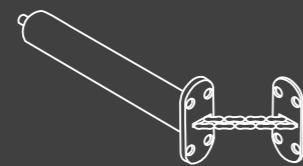
## Chiudiporta. *Door closing.*

CHIUDIPIORTA **A SCOMPARSA**.  
*SLIDING DOOR CLOSING.*



**FINITURE\_FINISHES**  
OTTONE LUCIDO, CROMO LUCIDO,  
CROMO SATINATO.  
*GLOSSY BRASS, GLOSSY CHROME,  
SATIN CHROME.*

CHIUDIPIORTA **A MOLLA**.  
*SPRING DOOR CLOSING.*

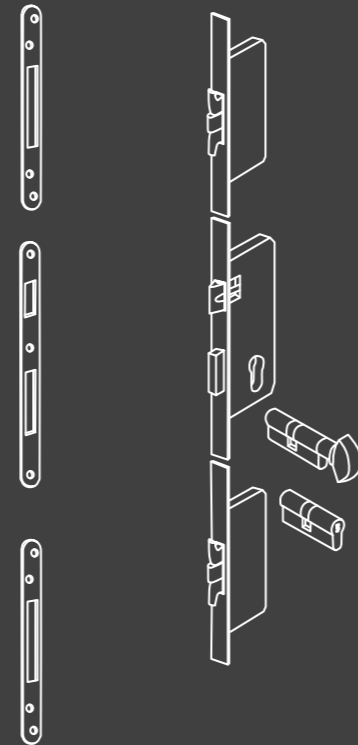


**FINITURE\_FINISHES**  
OTTONE LUCIDO, CROMO LUCIDO,  
CROMO SATINATO.  
*GLOSSY BRASS, GLOSSY CHROME,  
SATIN CHROME.*

## Serratura triplice chiusura. *Triple closing lock.*

**SILVER** (ABBINABILE ALLE FINITURE: CROMO LUCIDO E CROMO SATINATO)  
*SILVER (CAN BE MATCHED TO FINISHES: POLISHED CHROME AND SATIN-FINISH CHROME)*

**TROPICAL**: (ABBINABILE ALLE FINITURE : OTTONE LUCIDO E BRONZO)  
*TROPICAL: (CAN BE MATCHED TO FINISHES: POLISHED BRASS AND BRONZE)*

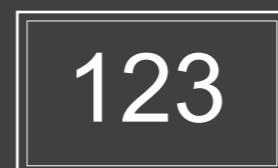


## Targa per porta. *Plate for door.*

TARGA PORTA OVALE mm. 130 X 75  
*OVAL DOOR PLATE mm 130 X 75*



TARGA PORTA RETTANGOLARE mm. 160 X 75  
*RECTANGULAR DOOR PLATE mm 160 X 75*



# MANIGLIE E POMOLI. Modello GDESIGN REI 60. *BAR HANDLES AND KNOBS. Model GDESIGN REI 60.*



**KIT MOD. FRAME**  
Kit Maniglia int. + pomolo est.  
*Int. bar handle kit + ext. frame knob.*



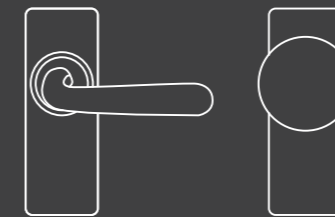
**KIT MOD. GOLF + SFERA**  
Kit Maniglia int. + pomolo est.  
*Int. bar handle kit + ext. golf knob + sphere.*



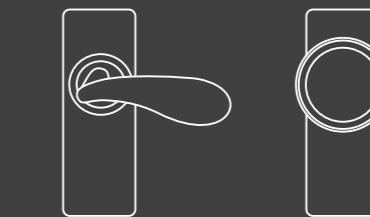
**KIT MOD. BASE**  
Kit Maniglia int. + pomolo est Kit Rei.  
*Int. bar handle kit + ext. knob basic Rei kit.*



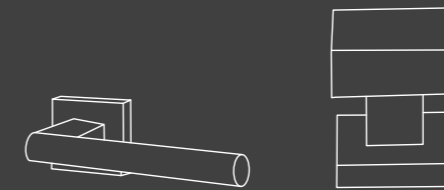
**KIT MOD. TOP**  
Kit Maniglia int. + pomolo est.  
*Int. bar handle kit + ext. knob top Rei kit.*



**KIT MOD. BASE con PLACCA**  
Kit Maniglia int. + pomolo est Kit Rei.  
*Int. bar handle kit + ext. knob basic Rei kit. + TOP PLATE*



**KIT MOD. TOP con PLACCA**  
Kit Maniglia int. + pomolo est Kit Rei.  
*Int. bar handle kit + ext. knob top Rei kit. + TOP PLATE*



**KIT MOD. WING**  
Kit Maniglia int. + pomolo est.  
*Int. bar handle kit + ext. wing knob.*



**KIT MOD. SQUADRA**  
Kit Maniglia int. + pomolo est.  
*Int. bar handle kit + ext. square knob.*



**KIT MOD. YORK + FRAME**  
Kit Maniglia int. + pomolo est.  
*Int. bar handle kit + ext. york knob.*

## MANIGLIONI

**CURVO**  
MISURE: 500/1000



**DRITTO**  
MISURE: 250/550/900



**AREA 51**  
MISURE: 250/500/850/1900/2400



**FREEN**  
MISURE: 1000



**SIRIO**  
MISURE: 250/500/850/1900/2400





# Filo muro rei 60\_



VERSIONE CON FINITURA LEGNO.  
VERSION WITH WOOD FINISH



VERSIONE LACCATATA.  
LACQUERED VERSION.



RESISTENZA AL FUOCO 60 MINUTI.  
FIRE RESISTANCE 60 MINUTES.



SOLO PORTA SINGOLA.  
SINGLE DOOR ONLY.




FONO ISOLAMENTO  
28 db  
38 db  
42 db  
SOUND INSULATION  
28 db  
38 db  
42 db





FILOMURO REI 60 LACCATA NERO  
LUCIDO CON MANIGLIONE MOD.  
AREA 51 ALTEZZA 1900 mm.  
VISIONE LATO ESTERNO.  
FILOMURO REI 60 GLOSSY BLACK  
LACQUER VIEW OF OUTSIDE.



FILOMURO REI 60 ROVERE GRIGIO  
LATO INTERNO.  
PARQUET E MENSOLA SCRIVANIA  
ROVERE GRIGIO.  
ARMADIO A MURO MIRIA LACCATO  
NERO LUCIDO CON PROFILO PL-  
NIA FINITURA ROVERE WENGE'.  
PANCA REALIZZATA CON MENSOLE  
LACCATE NERO LUCIDO.  
FILOMURO REI 60 GRAY OAK IN-  
SIDE. GREY OAK PARQUET AND  
DESK SHELF.  
MIRIA GLOSSY BLACK LACQUERED  
WALL CUPBOARD WITH PLANIA  
PROFILE WENGE' OAK. BENCH  
CREATED WITH GLOSSY BLACK  
LACQUERED SHELVES.



# Filo muro rei 60

VISIONE INTERNA CAMERA LATO BAGNO CON BOISERIE E MENSOLA IN ROVERE GRIGIO, ARMADIO A MURO MIRIA LACCATO NERO LUCIDO CON PROFILO PLANIA FINITURA ROVERE WENGE'. INTERNAL VIEW OF ROOM ON BATHROOM SIDE WITH PANNELLING AND SHELF IN GRAY OAK, GLOSSY BLACK LACQUERED MIRIA WALL CUPBOARD WITH PLANIA PROFILE WENGE' OAK.



104  
Garofoli

303

302

301

105  
Garofoli

FILO MURO REI 60 INT ONACATA CON  
MALTINA CEMENTIZIA GRIGIA.  
A DETAIL OF WIRE WALL REI 60 MAL-  
TINA GREY.

# Filo muro rei 60

UN PARTICOLARE DELLA FILO MURO REI 60.  
CLOSE-UP OF THE FILO MURO REI 60.

106  
Garofoli



FILO MURO REI 60 INT ONACATA CON MALTINA CEMENTIZIA GRIGIA.  
A DETAIL OF WIRE WALL REI 60 MALTINA GREY.

303

107  
Garofoli






# FILOMURO REI 60.

VERSIONE LACCATA. LACQUERED VERSION.



## CONFIGURAZIONI PER LA VERSIONE IN LACCATO. CONFIGURATIONS FOR LACQUERED VERSION.

**LACCATA LISCIA.**  
SMOOTH LACQUERED



MOD. 1L


**MODELLI CON FILETTI METALLICI.**  
MODELS WITH METAL STRIPS.




MOD. 1F



MOD. 2F




MOD. 3F



MOD. 5F

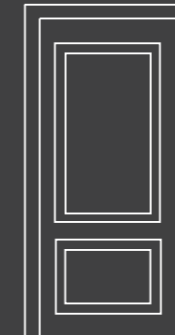
**MODELLI DI PANTOGRAFATURA (profondità massima 5 mm.)**

MODELS WITH PANTOGRAPH (maximum depth 5 mm.)



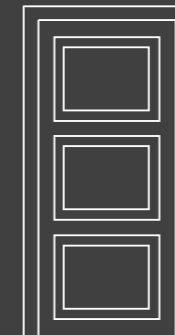
MOD. 1B

Mod. (MIRAQUADRA)



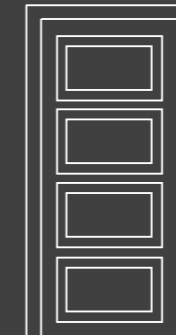
MOD. 2B

Mod. (MIRAQUADRA)



MOD. 3B

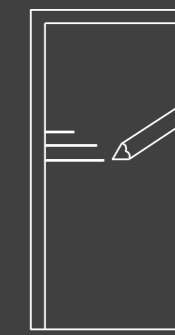
Mod. (MIRAQUADRA)



MOD. 4B


Mod. (MIRAQUADRA)

PER ALTRE PANTOGRAFATURE RIFERIMENTO MODELLI:  
**PANGEA**  
**MIRAQUADRA**  
**IO**  
> **MIRABILIA**  
FOR OTHER PANTOGRAPH MODEL REFERENCE:  
**PANGEA**  
**MIRAQUADRA**  
**IO**  
**MIRABILIA**



**PANTOGRAFATURE PERSONALIZZABILI**  
**MAX PROFONDITA' INCISIONE 5 mm.**  
CUSTOMISABLE PANTOGRAPH MAX. DEPTH OF INCISION 5 mm.

**COLORI DISPONIBILI. COLOURS AVAILABLE.**



LACCATO  
BIANCO  
WHITE  
LACQUERED



LACCATO  
AVORIO  
IVORY  
LACQUERED




LACCATO  
TORTORA  
DOVE GREY  
LACQUERED

**COLORI RAL A RICHIESTA PER GDESIGN REI 60. RAL COLOURS ON REQUEST FOR FILOMURO REI 60.**

LUCIDO. GLOSSY


OPACO. MATT






# FILOMURO REI 60.

VERSIONE GREZZA CON PRIMER. *UNFINISHED VERSION WITH PRIMER.*



## CONFIGURAZIONI PER LA VERSIONE GREZZA CON PRIMER INTONACABILE.

*CONFIGURATION FOR THE UNFINISHED VERSION WITH PLASTERABLE PRIMER*



**GREZZA  
CON FONDO  
INTONACABILE  
ENTRAMBI I LATI.**  
*UNFINISHED WITH  
BOTTOM LAYER  
PLASTERABLE ON  
BOTH SIDES.*



**GREZZA CON  
FONDO  
1 LATO LACCATO  
1 LATO INTONACABILE**  
*UNFINISHED WITH BOTTOM  
LAYER  
1 SIDE LACQUERED  
1 SIDE PLASTERABLE*



**GREZZA CON FONDO  
1 LATO INTONACABILE  
1 LATO LEGNO**  
*UNFINISHED WITH BOTTOM  
LAYER  
1 SIDE PLASTERABLE  
1 SIDE WOOD*






**FILOMURO REI 60.**  
VERSIONE LEGNO. *WOODEN VERSION.*




**CONFIGURAZIONI PER LA VERSIONE IN LEGNO.** *CONFIGURATIONS FOR WOODEN VERSION.*

LEGNO LISCIA.  
*SMOOTH WOOD.*


MODELLO IN LEGNO CON FILETTI METALLICI.  
*WOODEN MODEL WITH METAL STRIPS.*




MOD. 1L




MOD. 1F



MOD. 2F




MOD. 3F




MOD. 5F


**COLORI DISPONIBILI PER ROVERE LACCATO.** *COLOURS AVAILABLE FOR THE LACQUERED OAK.*



ROVERE  
LACCATO  
BIANCO  
A PORO APERTO  
*LACQUERED  
OAK  
OPEN-PORE  
WHITE*




ROVERE  
LACCATO  
AVORIO  
A PORO APERTO  
*LACQUERED OAK  
OPEN-PORE  
IVORY*




ROVERE  
LACCATO  
TORTORA  
A PORO APERTO  
*LACQUERED  
OAK  
OPEN-PORE  
DOVE GREY*


**ESSENZE DISPONIBILI.** *ESSENCES AVAILABLE.*




ROVERE  
BRANDY  
*BRANDY OAK*



ROVERE  
WENGE'  
*WENGE OAK*




ROVERE  
CASTAGNO  
*CHESTNUT OAK*



ROVERE  
NATURALE  
*NATURAL OAK*




ROVERE  
TABACCO  
*TOBACCO  
OAK*




ROVERE  
TEAK  
*TEAK-FINISH  
OAK*




ROVERE  
SBIANCATO  
*BLEACHED  
OAK*




ROVERE  
GRIGIO  
*OAK  
GREEN*



ROVERE  
DECAPE'  
*PICKLED OAK*



ROVERE  
PIETRA  
*STONE OAK*



ROVERE  
CRETA  
*CLAY OAK*

VENATURA SOLO IN ORIZZONTALE.  
*HORIZONTAL GRAIN ONLY.*

# INFORMAZIONI TECNICHE PER MODELLO FILO MURO REI 60.

TECHNICAL DATA FOR MODEL FILO MURO REI 60.

## CARATTERISTICHE E PRESTAZIONI:

Porta resistente al fuoco ad un'anta in legno con telaio in alluminio avente classificazione EI60 - REI 60.

Telaio maestro estruso da inserire nella muratura o nel cartongesso con spessore da mm. 125 minimo con resistenza al fuoco EI 60 - REI 60.

Anta sp. 60 mm, per finitura complanare lato a spingere o tirare (specificare in fase di ordine). Isolante interno ad alte prestazioni, finitura delle facce con cartelle in MDF, placcate nelle varie finiture coordinate con i bordi. Guarnizioni intumescenti sui bordi dell'anta. Vetro resistente al fuoco rettangolare REI 60 traslucido sp. 34 mm (opzionale).

Kit cerniera a scomparsa ad alta portata certificata a filo. Rostri di tenuta in caso di incendio. Marchio di conformità indelebile ai sensi D.M. 21.06.2004.

Certificazione LA.P.I. 53-U-12-165FR secondo UNI EN 1634-1:2009, assessment Exova Warringtonfire secondo BS EN1634-1. Prodotto omologato come da art. 1 del D.M. 30/06/2004 dal Ministero dell'Interno con atto di omologazione AN170EI2060P008. Certificazioni fonoisolamento LA.P. .I. 1606.11UN0081.12, 1607.11UN0081.12, 1608.11UN0081.12 secondo UNI EN ISO 10140-2:2010 - UNI EN ISO 717-1:2007, Rw 28, 38, 42 dB. Certificazione Federazione Russa C-IT.ПБ25.В.01612 secondo ГОСТ 53307-2009.

## CHARACTERISTICS AND PERFORMANCE:

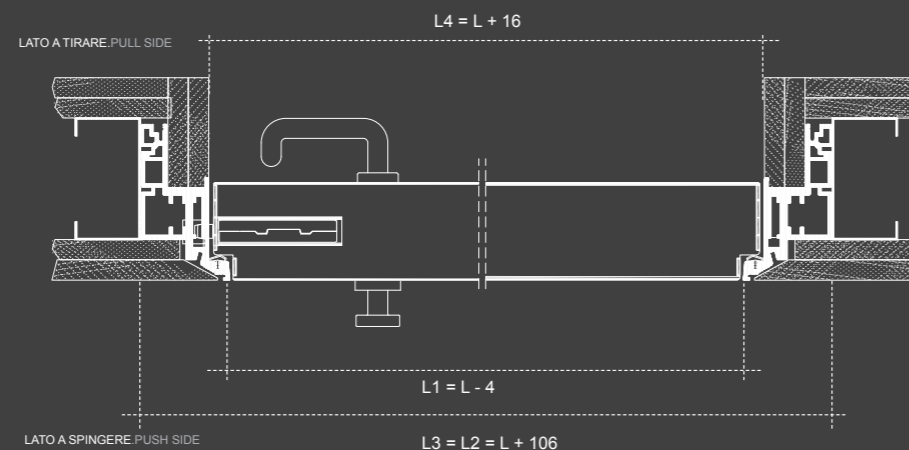
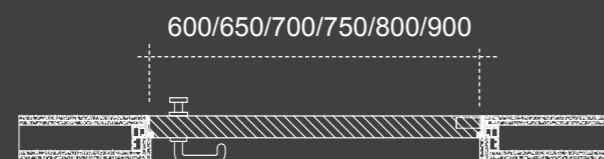
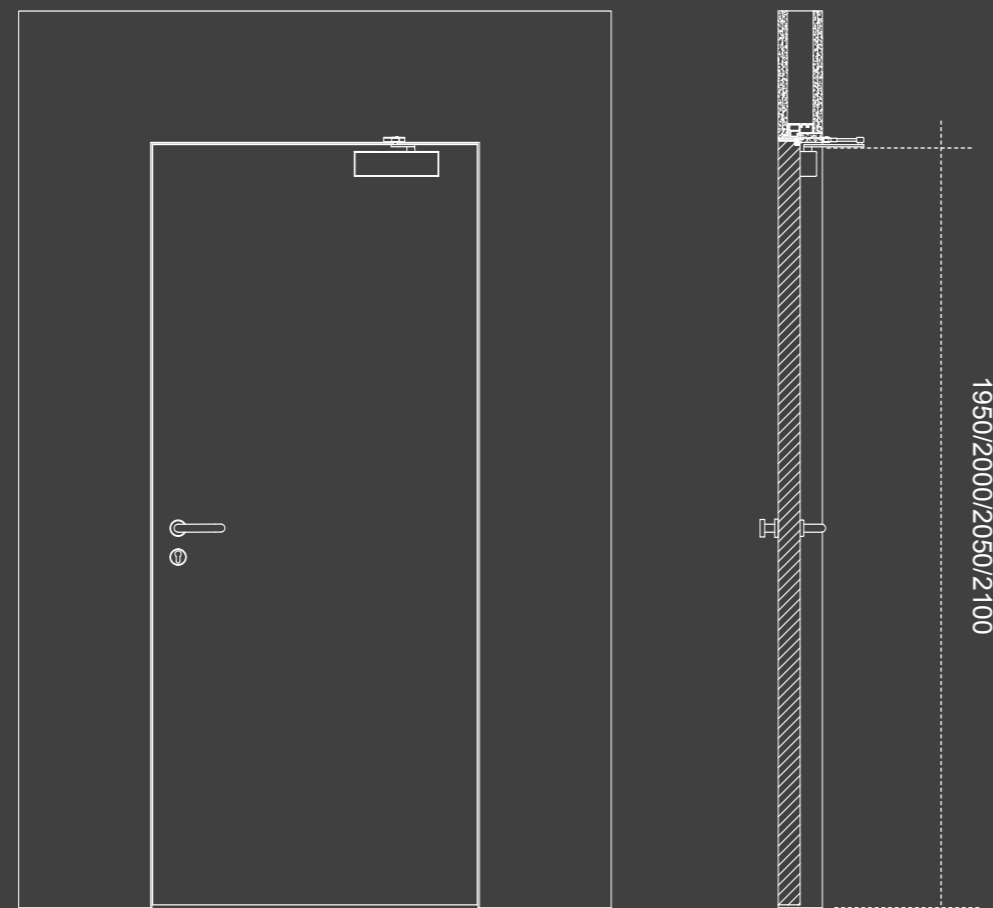
Wooden single leaf - aluminium frame fire resistant door with EI60 performance.

Extruded aluminium main frame, allowed on gypsum board or masonry walls with minimum thickness of 125 mm and EI 60 fire resistance. Leaf 60 mm thick, flush to frame on pull or push side (state at the order). High performance insulation core, solid hardwood on the perimeter and MDF facings. Intumescent seals on door edges.

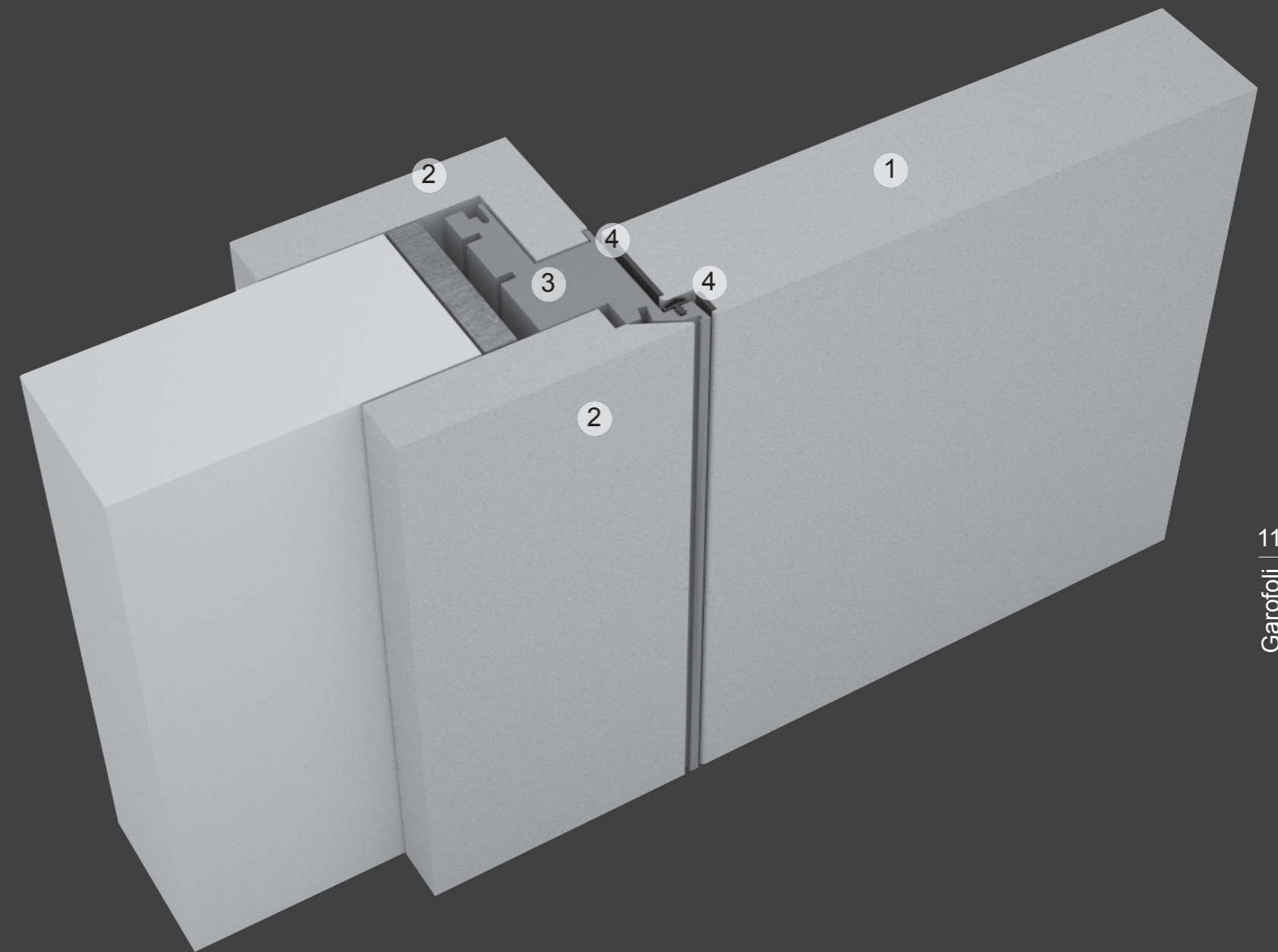
EI 60 Fire resistant rectangular glazing (optional) 34 mm thick.

Heavy duty concealed hinges. Adjustable and thermal bolts in case of fire. Door ID plate according to Italian D.M. 21.06.2004.

Certification LA.P.I. 53-U-12-165FR according to UNI EN 1634-1:2009, Exova Warringtonfire assessment according to BS EN1634-1. Italian "atto di omologazione" AN170EI2060P008 Acoustic certifications LA.P. .I. 1606.11UN0081.12, 1607.11UN0081.12, 1608.11UN0081.12 according to UNI EN ISO 10140-2:2010 - UNI EN ISO 717-1:2007, Rw 28, 38, 42 dB. Russian Federation certification C-IT.ПБ25.В.01612 according to ГОСТ 53307-2009.



SPESSORE MURO: MINIMO 125 mm.

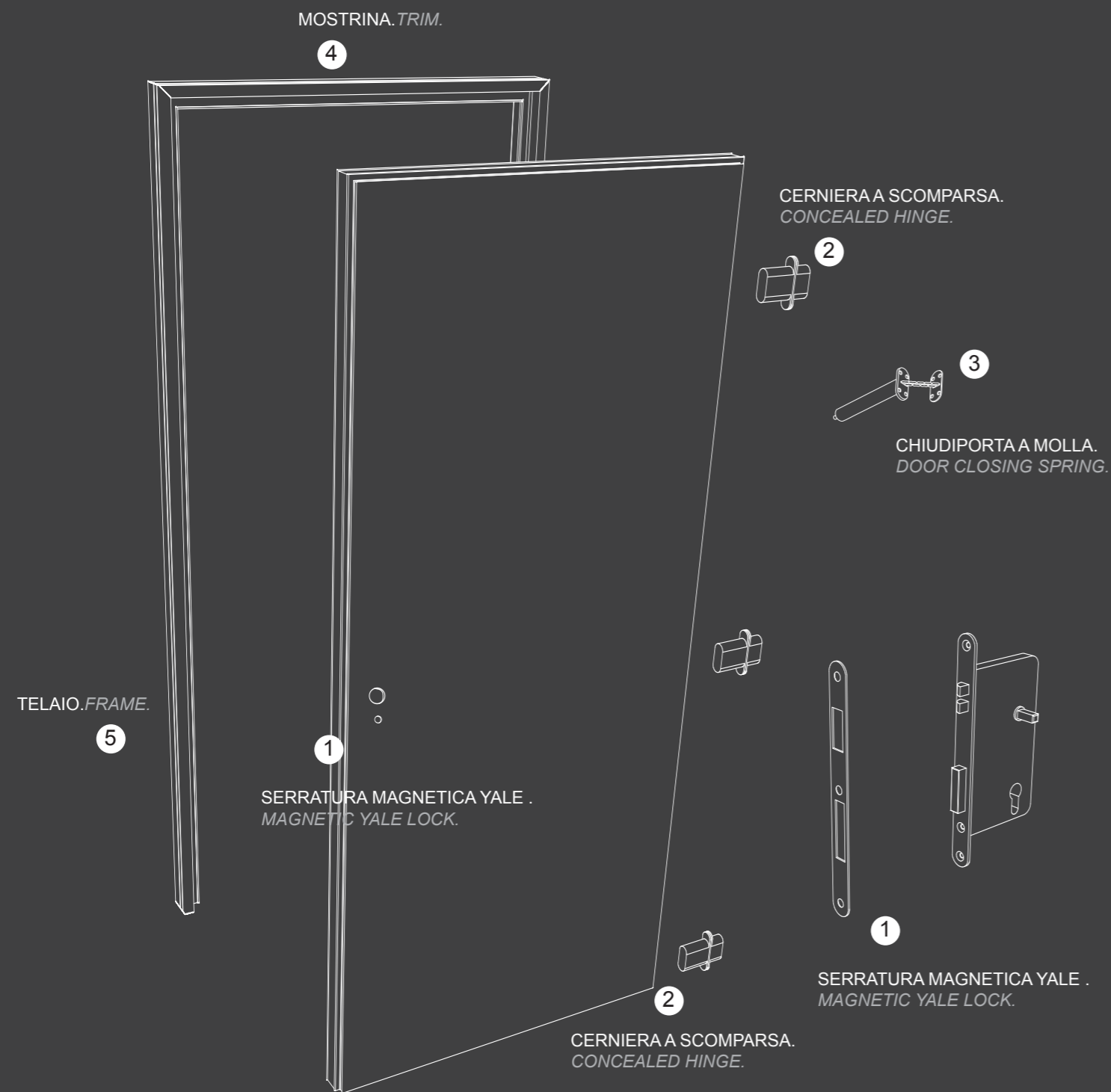


- 1 ANTA, DOOR.
- 2 CARTONGESSO, PLASTERBOARD.
- 3 TELAIO IN ALLUMINIO, ALUMINIUM FRAME.
- 4 GUARNIZIONI, SEALS.

# ELEMENTI DI SERIE PER MODELLO FILOMURO REI 60. STANDARD ELEMENTS FOR MODEL FILOMURO REI 60.

ELEMENTI DI SERIE. STANDARD ELEMENTS

SERRATURA MAGNETICA YALE CON CILINDRO CHIAVE/CHIAVE IN FINITURA A SCELTA OTTONE LUCIDO O CROMO SATINATO (OTTONE LUCIDO **STANDARD** DI BASE ). 3 CERNIERE A SCOMPARSA (COLORI: CROMO SATINATO, CROMO LUCIDO, OTTONE LUCIDO). BRACCIO CHIUDIPIORTA AV. **ESCLUSA LAMA TAGLIAFREDDO.**  
MAGNETIC YALE LOCK WITH KEY CYLINDER/KEY IN A POLISHED BRASS OR SATIN-FINISH CHROME FINISH (POLISHED BRASS AS BASIC STANDARD). 3 CONCEALED HINGES (COLOURS: SATIN-FINISH CHROME, POLISHED CHROME, POLISHED BRASS). AV. DOOR CLOSING ARM EXCLUDING DRAUGHT EXCLUDER.



# CAMPO DI ESTENDIBILITA' DELLE MISURE. FIELD OF MEASUREMENT EXTENSION.

ESTENDIBILITA' MISURE CONSENTITE. PERMITTED EXTENSION MEASUREMENTS.

H/L L.P.

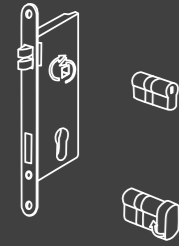
|          | 932  | 937  | 942  | 947  | 952  | 957  | 962  | 967  | 972  | 977  | 982  | 987  | 992  | 997  | 1002 | 1007 | 1012 | 1017 | 1022 | 1027 | 1032 | 1037 | 1042 | 1047 | 1052 | 1057 | 1062 | 1067 | 1072 | 1077 | 1082 | 1084 |   |   |
|----------|------|------|------|------|------|------|------|------|------|------|------|------|------|------|------|------|------|------|------|------|------|------|------|------|------|------|------|------|------|------|------|------|---|---|
| H/L E.T. | 1010 | 1015 | 1020 | 1025 | 1030 | 1035 | 1040 | 1045 | 1050 | 1055 | 1060 | 1065 | 1070 | 1075 | 1080 | 1085 | 1090 | 1095 | 1100 | 1105 | 1110 | 1115 | 1120 | 1125 | 1130 | 1135 | 1140 | 1145 | 1150 | 1155 | 1160 | 1162 |   |   |
| 2116     | 2155 | ●    | ●    | ●    | ●    | ●    | ●    | ●    | ●    | ●    | ●    | ●    | ●    | ●    | ●    | ●    | ●    | ●    | ●    | ●    | ●    | ●    | ●    | ●    | ●    | ●    | ●    | ●    | ●    | ●    | ●    | ●    | ● |   |
| 2126     | 2165 | ●    | ●    | ●    | ●    | ●    | ●    | ●    | ●    | ●    | ●    | ●    | ●    | ●    | ●    | ●    | ●    | ●    | ●    | ●    | ●    | ●    | ●    | ●    | ●    | ●    | ●    | ●    | ●    | ●    | ●    | ●    | ● | ● |
| 2136     | 2175 | ●    | ●    | ●    | ●    | ●    | ●    | ●    | ●    | ●    | ●    | ●    | ●    | ●    | ●    | ●    | ●    | ●    | ●    | ●    | ●    | ●    | ●    | ●    | ●    | ●    | ●    | ●    | ●    | ●    | ●    | ●    | ● | ● |
| 2146     | 2185 | ●    | ●    | ●    | ●    | ●    | ●    | ●    | ●    | ●    | ●    | ●    | ●    | ●    | ●    | ●    | ●    | ●    | ●    | ●    | ●    | ●    | ●    | ●    | ●    | ●    | ●    | ●    | ●    | ●    | ●    | ●    | ● | ● |
| 2156     | 2195 | ●    | ●    | ●    | ●    | ●    | ●    | ●    | ●    | ●    | ●    | ●    | ●    | ●    | ●    | ●    | ●    | ●    | ●    | ●    | ●    | ●    | ●    | ●    | ●    | ●    | ●    | ●    | ●    | ●    | ●    | ●    | ● | ● |
| 2166     | 2205 | ●    | ●    | ●    | ●    | ●    | ●    | ●    | ●    | ●    | ●    | ●    | ●    | ●    | ●    | ●    | ●    | ●    | ●    | ●    | ●    | ●    | ●    | ●    | ●    | ●    | ●    | ●    | ●    | ●    | ●    | ●    | ● | ● |
| 2176     | 2215 | ●    | ●    | ●    | ●    | ●    | ●    | ●    | ●    | ●    | ●    | ●    | ●    | ●    | ●    | ●    | ●    | ●    | ●    | ●    | ●    | ●    | ●    | ●    | ●    | ●    | ●    | ●    | ●    | ●    | ●    | ●    | ● | ● |
| 2186     | 2225 | ●    | ●    | ●    | ●    | ●    | ●    | ●    | ●    | ●    | ●    | ●    | ●    | ●    | ●    | ●    | ●    | ●    | ●    | ●    | ●    | ●    | ●    | ●    | ●    | ●    | ●    | ●    | ●    | ●    | ●    | ●    | ● | ● |
| 2196     | 2235 | ●    | ●    | ●    | ●    | ●    | ●    | ●    | ●    | ●    | ●    | ●    | ●    | ●    | ●    | ●    | ●    | ●    | ●    | ●    | ●    | ●    | ●    | ●    | ●    | ●    | ●    | ●    | ●    | ●    | ●    | ●    | ● | ● |
| 2206     | 2245 | ●    | ●    | ●    | ●    | ●    | ●    | ●    | ●    | ●    | ●    | ●    | ●    | ●    | ●    | ●    | ●    | ●    | ●    | ●    | ●    | ●    | ●    | ●    | ●    | ●    | ●    | ●    | ●    | ●    | ●    | ●    | ● | ● |
| 2216     | 2255 | ●    | ●    | ●    | ●    | ●    | ●    | ●    | ●    | ●    | ●    | ●    | ●    | ●    | ●    | ●    | ●    | ●    | ●    | ●    | ●    | ●    | ●    | ●    | ●    | ●    | ●    | ●    | ●    | ●    | ●    | ●    | ● | ● |
| 2226     | 2265 | ●    | ●    | ●    | ●    | ●    | ●    | ●    | ●    | ●    | ●    | ●    | ●    | ●    | ●    | ●    | ●    | ●    | ●    | ●    | ●    | ●    | ●    | ●    | ●    | ●    | ●    | ●    | ●    | ●    | ●    | ●    | ● | ● |
| 2236     | 2275 | ●    | ●    | ●    | ●    | ●    | ●    | ●    | ●    | ●    | ●    | ●    | ●    | ●    | ●    | ●    | ●    | ●    | ●    | ●    | ●    | ●    | ●    | ●    | ●    | ●    | ●    | ●    | ●    | ●    | ●    | ●    | ● | ● |
| 2246     | 2285 | ●    | ●    | ●    | ●    | ●    | ●    | ●    | ●    | ●    | ●    | ●    | ●    | ●    | ●    | ●    | ●    | ●    | ●    | ●    | ●    | ●    | ●    | ●    | ●    | ●    | ●    | ●    | ●    | ●    | ●    | ●    | ● | ● |
| 2256     | 2295 | ●    | ●    | ●    | ●    | ●    | ●    | ●    | ●    | ●    | ●    | ●    | ●    | ●    | ●    | ●    | ●    | ●    | ●    | ●    | ●    | ●    | ●    | ●    | ●    | ●    | ●    | ●    | ●    | ●    | ●    | ●    | ● | ● |
| 2266     | 2305 | ●    | ●    | ●    | ●    | ●    | ●    | ●    | ●    | ●    | ●    | ●    | ●    | ●    | ●    | ●    | ●    | ●    | ●    | ●    | ●    | ●    | ●    | ●    | ●    | ●    | ●    | ●    | ●    | ●    | ●    | ●    | ● | ● |
| 2276     | 2315 | ●    | ●    | ●    | ●    | ●    | ●    | ●    | ●    | ●    | ●    | ●    | ●    | ●    | ●    | ●    | ●    | ●    | ●    | ●    | ●    | ●    | ●    | ●    | ●    | ●    | ●    | ●    | ●    | ●    | ●    | ●    | ● | ● |
| 2286     | 2325 | ●    | ●    | ●    | ●    | ●    | ●    | ●    | ●    | ●    | ●    | ●    | ●    | ●    | ●    | ●    | ●    | ●    | ●    | ●    | ●    | ●    | ●    | ●    | ●    | ●    | ●    | ●    | ●    | ●    | ●    | ●    | ● | ● |
| 2296     | 2335 | ●    | ●    | ●    | ●    | ●    | ●    | ●    | ●    | ●    | ●    | ●    | ●    | ●    | ●    | ●    | ●    | ●    | ●    | ●    | ●    | ●    | ●    | ●    | ●    | ●    | ●    | ●    | ●    | ●    | ●    | ●    | ● | ● |
| 2306     | 2345 | ●    | ●    | ●    | ●    | ●    | ●    | ●    | ●    | ●    | ●    | ●    | ●    | ●    | ●    | ●    | ●    | ●    | ●    | ●    | ●    | ●    | ●    | ●    | ●    | ●    | ●    | ●    | ●    | ●    | ●    | ●    | ● | ● |
| 2316     | 2355 | ●    | ●    | ●    | ●    | ●    | ●    | ●    | ●    | ●    | ●    | ●    | ●    | ●    | ●    | ●    | ●    | ●    | ●    | ●    | ●    | ●    | ●    | ●    | ●    | ●    | ●    | ●    | ●    | ●    | ●    | ●    | ● | ● |
| 2326     | 2365 | ●    | ●    | ●    | ●    | ●    | ●    | ●    | ●    | ●    | ●    | ●    | ●    | ●    | ●    | ●    | ●    | ●    | ●    | ●    | ●    | ●    | ●    | ●    | ●    | ●    | ●    | ●    | ●    | ●    | ●    | ●    | ● | ● |
| 2336     | 2375 | ●    | ●    | ●    | ●    | ●    | ●    | ●    | ●    | ●    | ●    | ●    | ●    | ●    | ●    | ●    | ●    | ●    | ●    | ●    | ●    | ●    | ●    | ●    | ●    | ●    | ●    | ●    | ●    | ●    | ●    | ●    | ● | ● |
| 2346     | 2385 | ●    | ●    | ●    | ●    | ●    | ●    | ●    | ●    | ●    | ●    | ●    | ●    | ●    | ●    | ●    | ●    | ●    | ●    | ●    | ●    | ●    | ●    | ●    | ●    | ●    | ●    | ●    | ●    | ●    | ●    | ●    | ● | ● |
| 2356     | 2395 | ●    | ●    | ●    | ●    | ●    | ●    | ●    | ●    | ●    | ●    | ●    | ●    | ●    | ●    | ●    | ●    | ●    | ●    | ●    | ●    | ●    | ●    | ●    | ●    | ●    | ●    | ●    | ●    | ●    | ●    | ●    | ● | ● |
| 2366     | 2405 | ●    | ●    | ●    | ●    | ●    | ●    | ●    | ●    | ●    | ●    | ●    | ●    | ●    | ●    | ●    | ●    | ●    | ●    | ●    | ●    | ●    | ●    | ●    | ●    | ●    | ●    | ●    | ●    | ●    | ●    | ●    | ● | ● |
| 2376     | 2415 | ●    | ●    | ●    | ●    | ●    | ●    | ●    | ●    | ●    | ●    | ●    | ●    | ●    | ●    | ●    | ●    | ●    | ●    | ●    | ●    | ●    | ●    | ●    | ●    | ●    | ●    | ●    | ●    | ●    | ●    | ●    | ● | ● |
| 2386     | 2425 | ●    | ●    | ●    | ●    | ●    | ●    | ●    | ●    | ●    | ●    | ●    | ●    | ●    | ●    | ●    | ●    | ●    | ●    | ●    | ●    | ●    | ●    | ●    | ●    | ●    | ●    | ●    | ●    | ●    | ●    | ●    | ● | ● |
| 2396     | 2435 | ●    | ●    | ●    | ●    | ●    | ●    | ●    | ●    | ●    | ●    | ●    | ●    | ●    | ●    | ●    | ●    | ●    | ●    | ●    | ●    | ●    | ●    | ●    | ●    | ●    | ●    | ●    | ●    | ●    | ●    | ●    | ● | ● |

LE PORTE FILOMURO REI 60 CERTIFICATE SONO REALIZZABILI ESCLUSIVAMENTE NELLA VERSIONE A BATTENTE, AD UN'ANTA E SENZA SOPRALUCE.  
FILOMURO REI 60 CERTIFIED DOORS ARE ONLY AVAILABLE IN THE HINGED DOOR VERSION, WITH ONE LEAF AND WITHOUT TRANSOM LIGHT.

# OPTIONAL Modello FILOMURO REI 60.

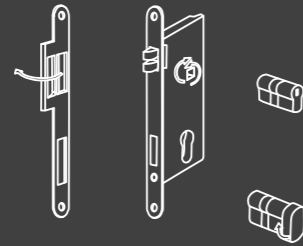
## Serrature.Locks.

SERRATURA **MAGNETICA.**  
MAGNETIC LOCK



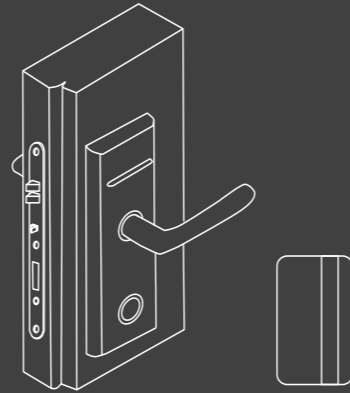
**FINITURE FINISHES**  
OTTONE LUCIDO, CROMO LUCIDO,  
CROMO SATINATO.  
GLOSSY BRASS, GLOSSY CHROME,  
SATIN CHROME.

SERRATURA **MAGNETICA CON INCONTRO ELETTRICO.**  
MEETING WITH MAGNETIC LOCK ELECTRIC.

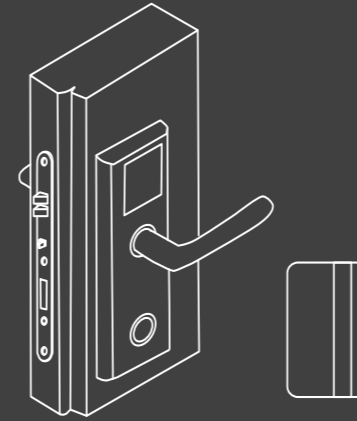


**FINITURE FINISHES**  
OTTONE LUCIDO, CROMO LUCIDO,  
CROMO SATINATO.  
GLOSSY BRASS, GLOSSY CHROME,  
SATIN CHROME.

**KIT COMPLETO SERRATURA CON APERTURA ELETTRICA.**  
COMPLETE LOCK KIT WITH ELECTRIC OPENING.



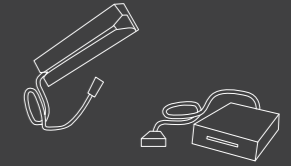
SERRATURA HOTEL **BASIC PROXIMITY.**  
HOTEL BASIC PROXIMITY LOCK.



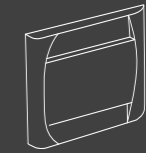
SOFTWARE+TRAINING AVVIAMENTO .  
SOFTWARE+START-UP TRAINING.



PROGRAMMATORE (ENCODER.)  
PROGRAMMER (ENCODER)

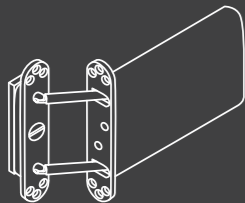


ENERGY SAVER.



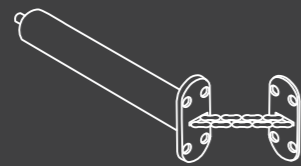
## Chiudiporta.Door closing.

CHIUDIPORTA **A SCOMPARSA.**  
SLIDING DOOR CLOSING.



**FINITURE FINISHES**  
OTTONE LUCIDO, CROMO LUCIDO,  
CROMO SATINATO.  
GLOSSY BRASS, GLOSSY CHROME,  
SATIN CHROME.

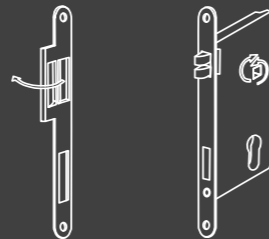
CHIUDIPORTA **A MOLLA.**  
SPRING DOOR CLOSING.



**FINITURE FINISHES**  
OTTONE LUCIDO, CROMO LUCIDO,  
CROMO SATINATO.  
GLOSSY BRASS, GLOSSY CHROME,  
SATIN CHROME.

## Contropiastrini.Strike plates.


CONTROPIASTRINO ELETTRICO  
.ELECTRICAL PLATE.



**FINITURE FINISHES**  
OTTONE LUCIDO, CROMO LUCIDO,  
CROMO SATINATO.  
GLOSSY BRASS, GLOSSY CHROME,  
SATIN CHROME.

## Occhio Magico.Door Viewer.

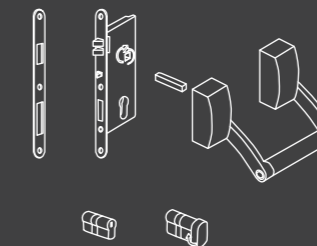
Spioncino certificato.



**FINITURE FINISHES**  
OTTONE LUCIDO, CROMO LUCIDO,  
CROMO SATINATO.  
GLOSSY BRASS, GLOSSY CHROME,  
SATIN CHROME.

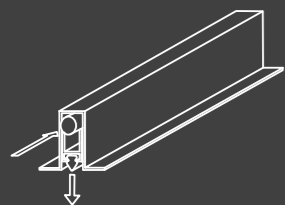
## Maniglioni antipanico.Anti-panic bar handle.

MANIGLIONE ANTIPANICO AD **UN'ANTA.**  
SINGLE-LEAF ANTI-PANIC BAR HANDLE.



**FINITURE FINISHES**  
SUPPORTI NERI/BARRE CROMO LUCIDO  
SUPPORTI NERI/BARRE NERE  
BLACK SUPPORTS/POLISHED CHROME  
BARS BLACK SUPPORTS/BLACK BARS

LAMA **TAGLIAFREDDO.**  
DRAUGHT EXCLUDER.




## OPTIONAL Modello FILOMURO REI 60.

### Targa per porta. *Plate for door.*

TARGA PORTA OVALE mm. 130 X 75  
OVAL DOOR PLATE mm 130 X 75



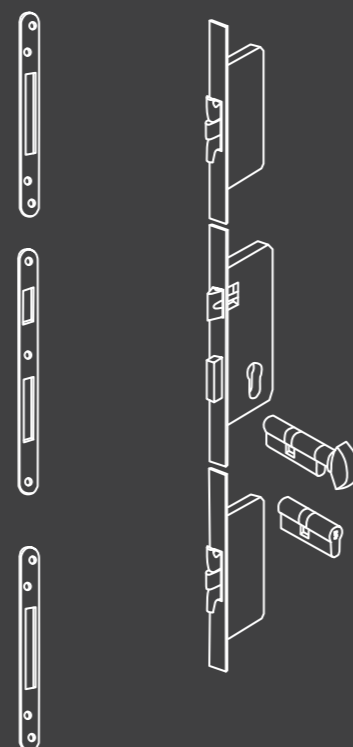
TARGA PORTA RETTANGOLARE mm. 160 X 75  
RECTANGULAR DOOR PLATE mm 160 X 75



### Serratura triplice chiusura. *Triple closing lock.*

**SILVER** ( ABBINABILE ALLE FINITURE: CROMO LUCIDO E CROMO SATINATO )  
SILVER (CAN BE MATCHED TO FINISHES: POLISHED CHROME AND SATIN-FINISH CHROME)

**TROPICAL:** ( ABBINABILE ALLE FINITURE : OTTONE LUCIDO E BRONZO )  
TROPICAL: (CAN BE MATCHED TO FINISHES: POLISHED BRASS AND BRONZE)




## MANIGLIE E POMOLI. Modello FILOMURO REI 60. BAR HANDLES AND KNOBS. Model FILOMURO REI 60.



**KIT MOD. FRAME**  
Kit Maniglia int. + pomolo est.  
*Int. bar handle kit + ext. frame knob.*



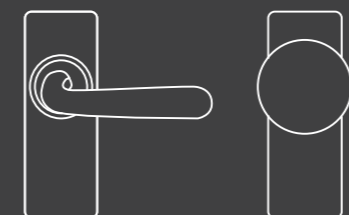
**KIT MOD. GOLF + SFERA**  
Kit Maniglia int. + pomolo est.  
*Int. bar handle kit + ext. golf knob + sphere.*



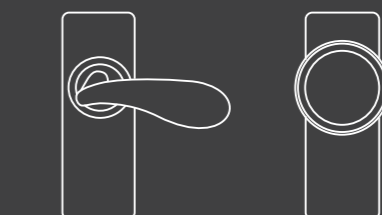
**KIT MOD. BASE**  
Kit Maniglia int. + pomolo est Kit Rei.  
*Int. bar handle kit + ext. knob basic Rei kit.*




**KIT MOD. TOP**  
Kit Maniglia int. + pomolo est.  
*Int. bar handle kit + ext. knob top Rei kit.*



**KIT MOD. BASE con PLACCA**  
Kit Maniglia int. + pomolo est Kit Rei.  
*Int. bar handle kit + ext. knob basic Rei kit. + TOP PLATE*



**KIT MOD. TOP con PLACCA**  
Kit Maniglia int. + pomolo est Kit Rei.  
*Int. bar handle kit + ext. knob top Rei kit. + TOP PLATE*



**KIT MOD. WING**  
Kit Maniglia int. + pomolo est.  
*Int. bar handle kit + ext. wing knob.*



**KIT MOD. SQUADRA**  
Kit Maniglia int. + pomolo est.  
*Int. bar handle kit + ext. square knob.*



**KIT MOD. YORK + FRAME**  
Kit Maniglia int. + pomolo est.  
*Int. bar handle kit + ext. york knob.*

### MANIGLIONI

**CURVO**  
MISURE: 500/1000



**DRITTO**  
MISURE: 250/550/900



**AREA 51**  
MISURE: 250/500/850/1900/2400



**FREEN**  
MISURE: 1000



**SIRIO**  
MISURE: 250/500/850/1900/2400



# Parquet Battiscopa coordinati

SFRUTTANDO LA CONSAPEVOLEZZA RAGGIUNTA NELLA LAVORAZIONE DEL LEGNO, E SVILUPPANDO IL PROPRIO SISTEMA DI PRODOTTI VERSO LA 'COORDINABILITA' TOTALE, L' AZIENDA SI PROPONE OGGI AL MERCATO CON UN NUOVO ECCELLENTE PRODOTTO: IL PARQUET GAROFOLI.

**COORDINATED PARQUET/SKIRTING BOARD**

BY EXPLOITING THE KNOWLEDGE ACHIEVED IN WORKING WOOD AND DEVELOPING OUR OWN SYSTEM OF PRODUCTS WITH A VIEW TO TOTAL POTENTIAL COORDINATION, THE COMPANY TODAY BROACHES THE MARKET WITH AN EXCELLENT NEW PRODUCT: THE GAROFOLI PARQUET.

# Certificazioni e sviluppo sostenibile. Certifications and sustainable development.

L'AZIENDA GAROFOLI S.P.A. SI DISTINGUE DA SEMPRE PER L'INNATA VOCAZIONE ALLA QUALITÀ E PER LA CURA E LA SELEZIONE DEL LEGNO. FILOSOFIA DA SEMPRE ALLA BASE DEL CAMMINO DELLA SOCIETÀ. FERNANDO GAROFOLI INCIDE LA SUA FIRMA SU OGNI PORTA, PER GARANTIRNE PERSONALMENTE LA QUALITÀ E PER TRASFORMARLA DA SEMPLICE PRODOTTO INDUSTRIALE A CREAZIONE D'AUTORE.

GAROFOLI S.P.A. HAS ALWAYS DEMONSTRATED AN UNCOMPROMISING COMMITMENT TO QUALITY AND TAKES GREAT CARE IN SELECTING AND PROCESSING WOODS, A PHILOSOPHY WHICH HAS ALWAYS ALWAYS PROVIDED THE BASIS FOR COMPANY ACTIVITIES.

FERNANDO GAROFOLI ENGRAVES HIS SIGNATURE ON EACH AND EVERY DOOR, AS HIS PERSONAL GUARANTEE OF QUALITY AND TO TRANSFORM IT FROM A SIMPLE INDUSTRIAL PRODUCT TO A REAL AUTHOR'S CREATION.



# il Rovere.

Il rovere, grazie alle sue caratteristiche di alta resistenza, è tra i legni più utilizzati per la realizzazione di pavimentazioni in parquet. I particolari disegni delle venature, inoltre, esaltano la matericità del legno, garantendo un'estetica semplicemente unica.

Its high resistance, makes oak one of the most popular woods used to create parquet flooring. The unique designs of the grain, moreover, exalt the material appeal of the wood, guaranteeing unique beauty.

IL PARQUET GAROFOLI E' COMPOSTO DA TAVOLE DI ROVERE PREFINITO A 3 STRATI, DISPONIBILI IN DUE DIVERSI SPESSORI: 12 E 16 MM. GLI STRATI SUPERIORE ED INFERIORE CONTROBILANCIATI SONO COSTITUITI DA UNA LAMELLA UNICA DI PREGIATO LEGNO DI ROVERE DELLO SPESSORE DI 3,5 MM. LO STRATO INTERMEDIO IN MULTISTRATO DI BETULLA GARANTISCE UN'ELEVATA STABILITA'. L'INCOLLAGGIO DEI 3 STRATI AVVIENE SOTTO PRESSIONE CON COLLA A BASE DI PV ACETATO IN DISPERSIONE ACQUOSA E CONTENUTI DI FORMALDEIDE AMPIAMENTE AL DI SOTTO DEI LIMITI MASSIMI CONSENTITI. LE SINGOLE TAVOLE DI LARGHEZZA 145 MM. E LUNGHEZZA 2300 MM. PRESENTANO INCASTRI E FEMMINA SU TUTTI I LATI E LEGGERA BISELLATURA PER LUNGO.

GAROFOLI PARQUET FLOORS CONSIST OF 3-LAYER PRE-FINISHED OAK SLABS, AVAILABLE IN TWO DIFFERENT THICKNESSES: 12 AND 16 MM. THE COUNTER-BALANCED UPPER AND LOWER LAYERS ARE MADE UP OF A 3.5 MM THICK SINGLE LAYER OF HIGH-GRADE WOOD. THE MIDDLE LAYER IS MADE OF BIRCH ENGINEERED WOOD TO ENSURE HIGH STABILITY. THE 3 LAYERS ARE GLUED UNDER PRESSURE WITH A PV ACETATE-BASED GLUE IN WATER DISPERSION AND WITH FORMALDEHYDE CONTENTS THAT ARE WELL BELOW THE MAXIMUM LIMITS PERMITTED. THE INDIVIDUAL SLABS, WIDTH 145 MM AND LENGTH 2300 MM HAVE MALE-FEMALE FITTINGS ON ALL SIDES AND ARE SLIGHTLY BEVELLED LENGTHWISE.

| PROVE ESEGUITE SUL PRODOTTO.<br>TESTS PERFORMED ON THE PRODUCT  | PRESTAZIONI.PERFORMANCE   |                           |
|---|---------------------------|---------------------------|
|   | SPESSORE.THICKNESS 16 mm. | SPESSORE.THICKNESS 12 mm. |
| <b>Reazione al fuoco.Reaction to fire</b>   | Cfl - s1                  | Cfl - s1                  |
| <b>Massa volumica.Density</b>   | 735 Kg./m3                | 775 Kg./m3                |
| <b>Emissione e (rilascio) di formaldeide.<br/>Emission and (release) of formaldehyde</b>  | E1                        | E1                        |
| <b>Emissione di pentaclorofenolo ( conforme )<br/>Emission of pentachlorophenol (conforming)</b>                                    | < 5 ppm                   | < 5 ppm                   |
| <b>Resistenza alla scivolosità ( USRV&gt; 35 pavimentazione sicura )<br/>Sliding resistance (USRV &gt; 35 safe flooring)</b>        | USRV 64                   | USRV 64                   |
| <b>Conduttività termica.Thermal conductivity</b>  | 0,137 W/mK                | 0,144 W/mK                |
| <b>Resistenza termica.Thermal resistance</b>  | 0,116 W/mK                | 0,083 W/mK                |
| <b>Resistenza alla graffiatura ( su scala da 1 a 5 )<br/>Scratch resistance (on a scale from 1 to 5)</b>                            | 4                         | 4                         |
| <b>Resistenza alla luce ( nessuna alterazione )<br/>Resistance to light (no alteration)</b>   | 5                         | 5                         |
| <b>Resistenza agli sbalzi di temperatura ( nessun difetto rilevato )<br/>Resistance to temperature shocks (no defects detected)</b> | 5                         | 5                         |
| <b>Durabilità biologica.Biological durability</b>   | CLASSE 1                  | CLASSE 1                  |

## DIMENSIONE DEL LISTONE.SLAB DIMENSIONS.





# Finiture.

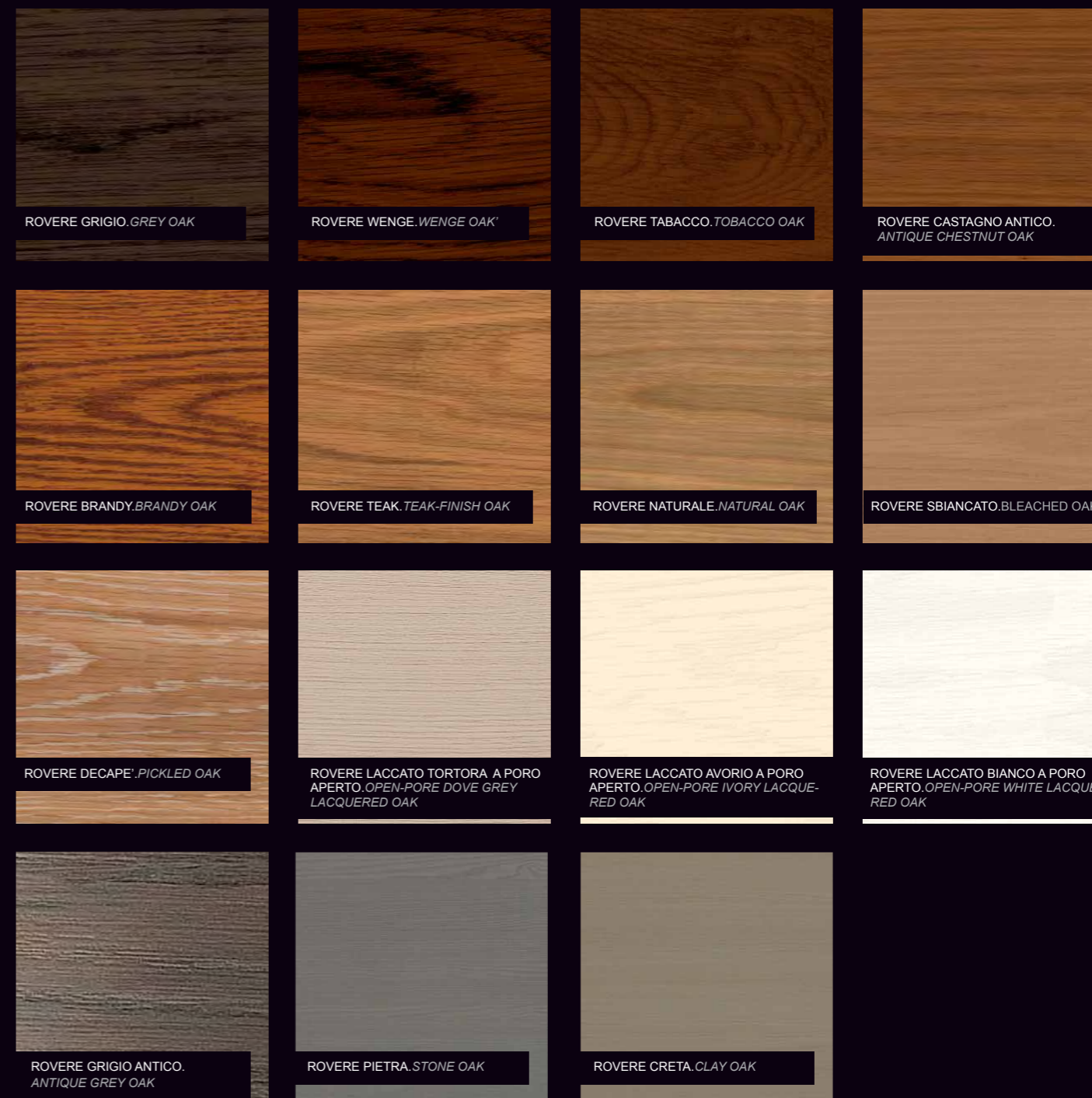
Tutte le 15 colorazioni del **Parquet Garofoli** hanno le stesse tonalità delle medesime essenze disponibili per le collezioni di porte rei, per i battiscopa da 40, 70, 85, 100 e 130 mm. e per le boiserie di rivestimento.

Finitura con verniciatura poliaccrilica con indurimento ai raggi uv, con elevata resistenza alla graffiatura superficiale e brillantezza della finitura 10 gloss.

Per il parquet è anche disponibile la finitura ad olio con vernice opaca polimerizzata ai raggi uv con elevata resistenza alla graffiatura superficiale e brillantezza della finitura 3 gloss.

# Finishes.

All 15 colours of Garofoli parquet have the same shades of the same stains available for the collections of rei doors, for 40, 70, 85, 100 and 130 mm skirting board and for cladding panelling.  
Finish with polyacrylic coating and hardening to UV rays, with high resistance to surface scratching and shine of the 10 gloss finish.  
Finish with matt oil coating polymerised to UV rays, with high resistance to surface scratching and shine of the 3 gloss finish.



INTERNO CON PARQUET IN ROVERE NATURALE.  
INSIDE WITH NATURAL OAK PARQUET.

# Parquet.

La soluzione Garofoli per la creazione di ambienti nuovi, belli e funzionali.  
*The Garofoli solution to create new, beautiful, practical environments*

BOISERIE PORTE E PARQUET  
IN ROVERE SBIANCATO.  
BLEACHED OAK P ARQUET  
AND DOOR PANELLING.



PARQUET IN ROVERE NATURALE  
CON BOISERIE LACCATA BIANCA  
A PORO APERTO.  
NATURAL OAK PARQUET WITH  
OPEN-PORE WHITE LACQUERED  
PANELLING.

HISTORY OF THE GREATEST PL  
FOTOGRAFIA

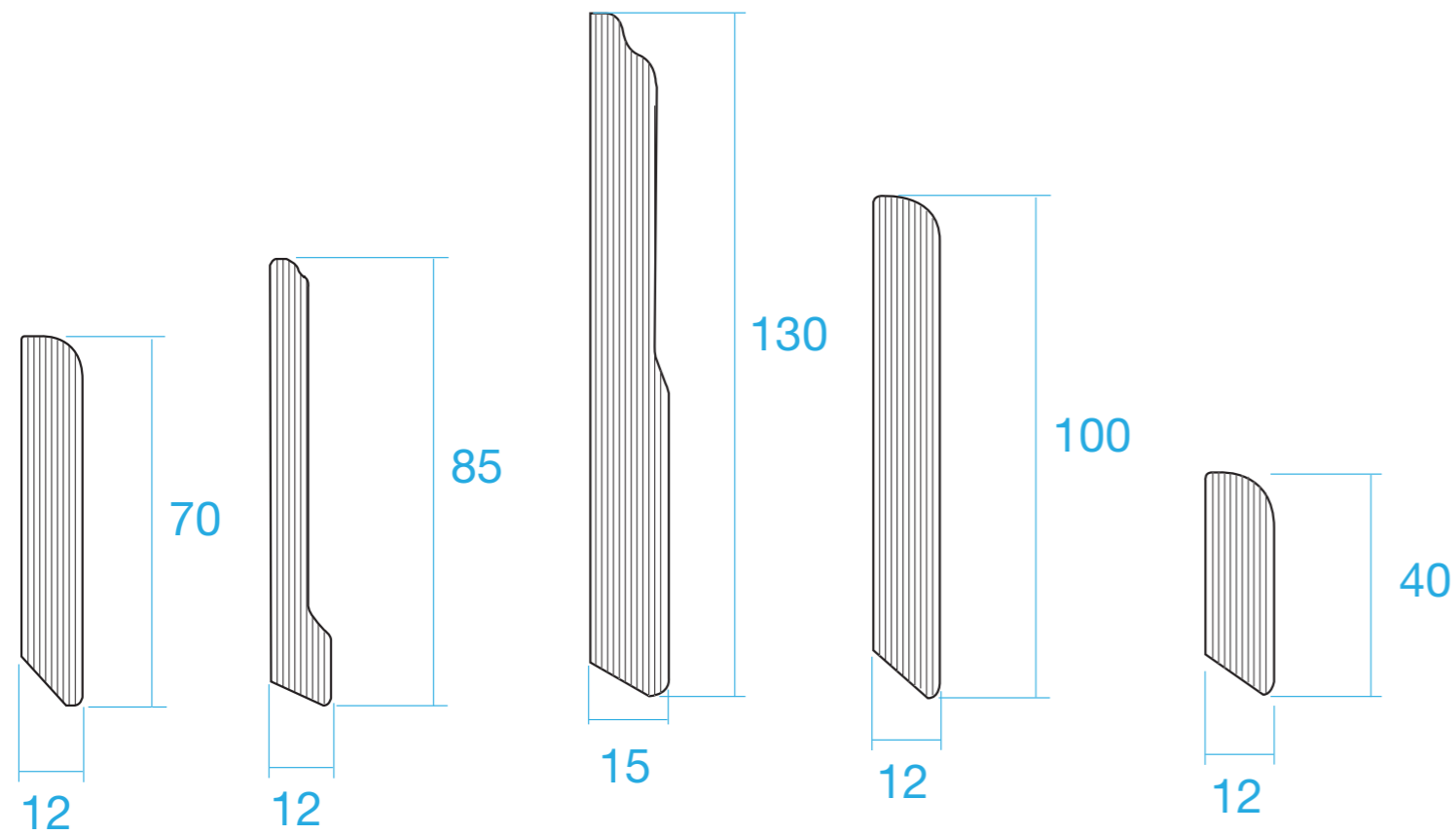
# Battiscopa

coordinato

LE STESSE FINITURE IN ROVERE DISPONIBILI PER PORTE E PARQUET, LE RITROVIAMO NEI 5 MODELLI DI BATTISCOPA CHE GAROFOLI REALIZZA PER ESAUDIRE OGNI ESIGENZA FUNZIONALE E STILISTICA.

## MATCHING SKIRTING BOARD

THE SAME OAK FINISHES AVAILABLE FOR DOORS AND PARQUET, WE FIND IN 5 DIFFERENT SKIRTING BOARD MODELS THAT GAROFOLI CREATES TO SUIT ALL PRACTICAL AND STYLE NEEDS.



mm.40\_ ROVERE WENGE'. WENGE OAK.



mm.70\_ ROVERE NATURALE. NATURAL OAK




mm.85\_ ROVERE TEAK. TEAK OAK



mm.100\_ ROVERE TABACCO. TOBACCO OAK.




mm.130\_ ROVERE CASTAGNO. CHESTNUT OAK.



# Boiserie

Oggi si propone con una incredibile varietà di finiture e combinazioni differenti, per la creazione di ambienti nuovi, belli e funzionali.  
*It is now available in an incredible variety of finishes and combinations, for the creation of new, beautiful and functional environments.*

BOISERIE IN ROVERE CRETA  
COORDINATA CON PARQUET E  
ARMADIO MIRIA DELLA STESSA  
FINITURA.  
NATURAL OAK PARQUET WITH  
OPEN-PORE WHITE LACQUERED  
PANELLING.



BOISERIE E MENSOLE IN  
ROVERE TEAK.  
TEAK-FINISH OAK SHEL-  
VES AND PANELLING.

BOISERIE E PARQUET IN ROVERE  
PIETRA.  
PANELLING AND PARQUET IN  
STONE OAK.





BOISERIE LACCATA BIANCA A  
PORO APERTO.  
WHITE LACQUERED PANELLING  
IN OPEN-PORE.

144

Garofoli




145

Garofoli



# Elementi tecnici Boiserie. Panelling technical elements.

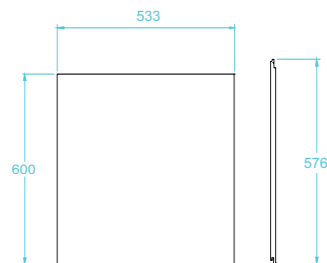
**A1 - PANNELLO LISCIO DA 1 M. SMOOTH PANEL 1 M**



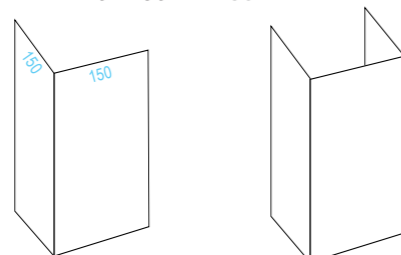
**A2 - PANNELLO LISCIO DA 2 M. SMOOTH PANEL 2 M**



**A3 - PANNELLO LISCIO DA 0,5 M. SMOOTH PANEL 0.5 M**



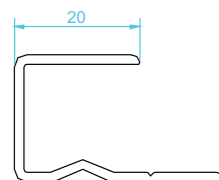
**A4 - PANNELLO ANGOLARE. CORNER PANEL.**



**A5 - PANNELLO A U. U-SHAPED PANEL**

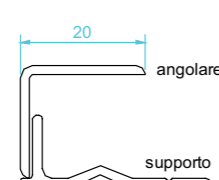
## Profili per il montaggio della boiserie. Profiles for installing panelling.

**PROFILO A**



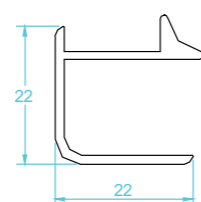
profilo di partenza ad "U" mm. 20 "TIPO A"  
U-shaped initial profile mm 20 "TYPE A".

**PROFILO B**



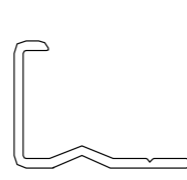
profilo terminale "B"  
end profile "B".

**PROFILO C**



profilo alluminio per giunzione mm. 22 x 22 "TIPO C"  
aluminium profile for joint mm 22 x 22 "TYPE C"

**PROFILO D**

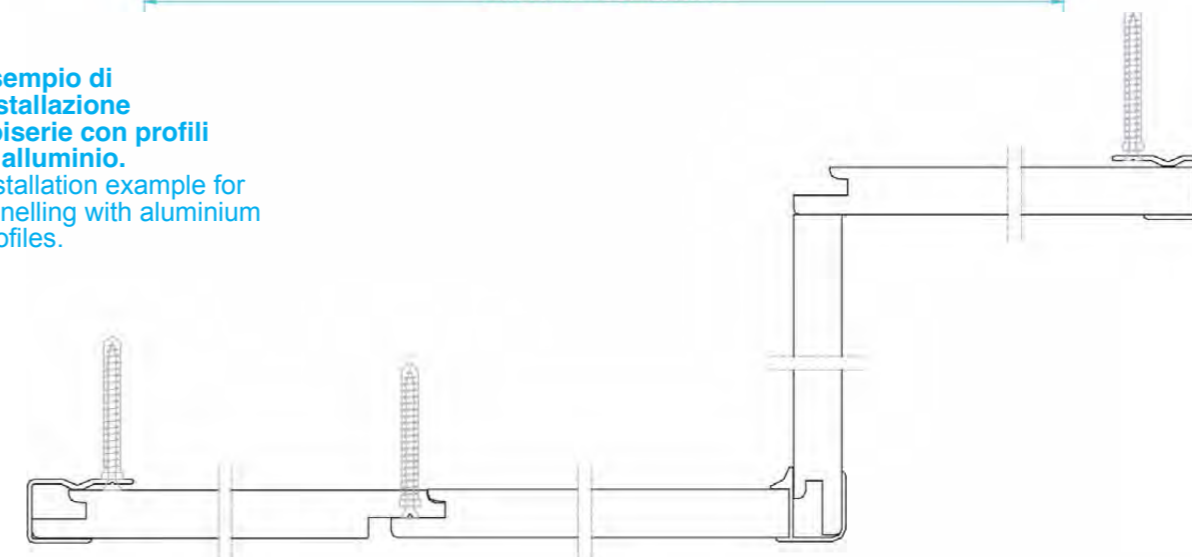


profilo di partenza ad "U" mm. 5 "TIPO D"  
U-shaped initial profile mm 20 "TYPE A".

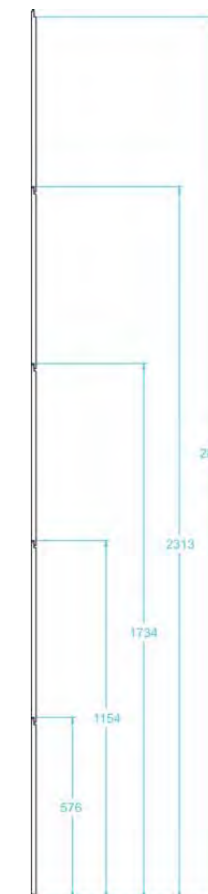
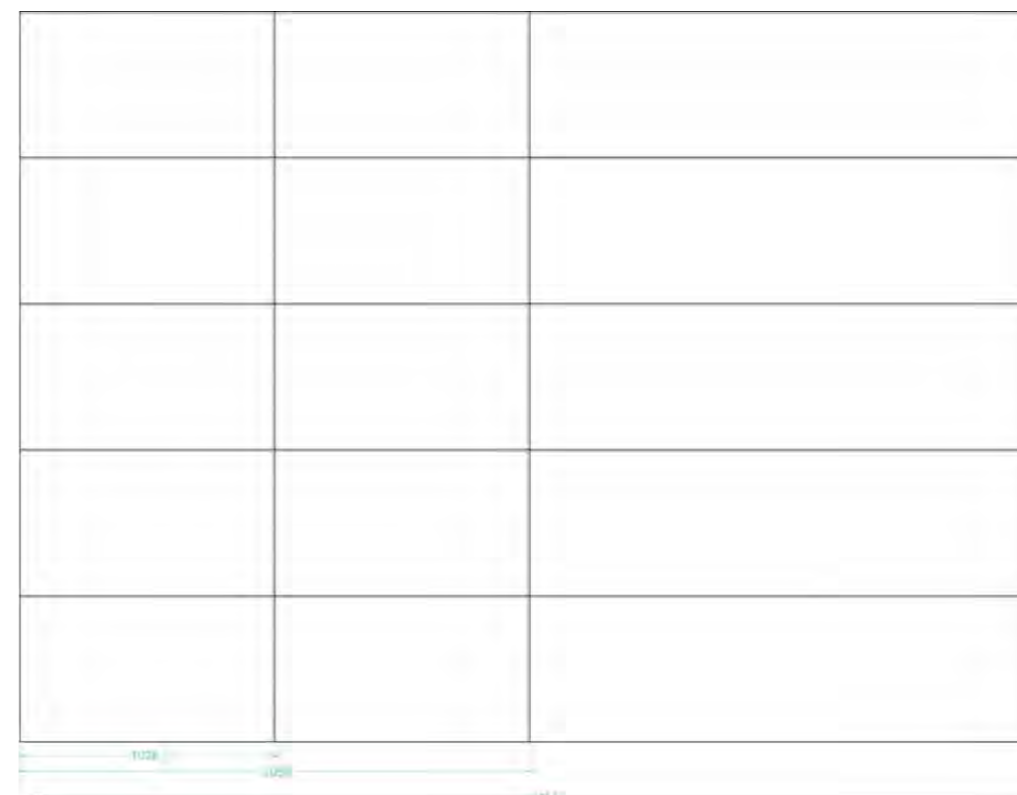
## Sezione pannelli boiserie. Panelling section.



**Esempio di installazione boiserie con profili in alluminio.**  
Installation example for panelling with aluminium profiles.



## Ingombri in altezza dei pannelli boiserie. Height dimensions of panelling.



# Finiture.

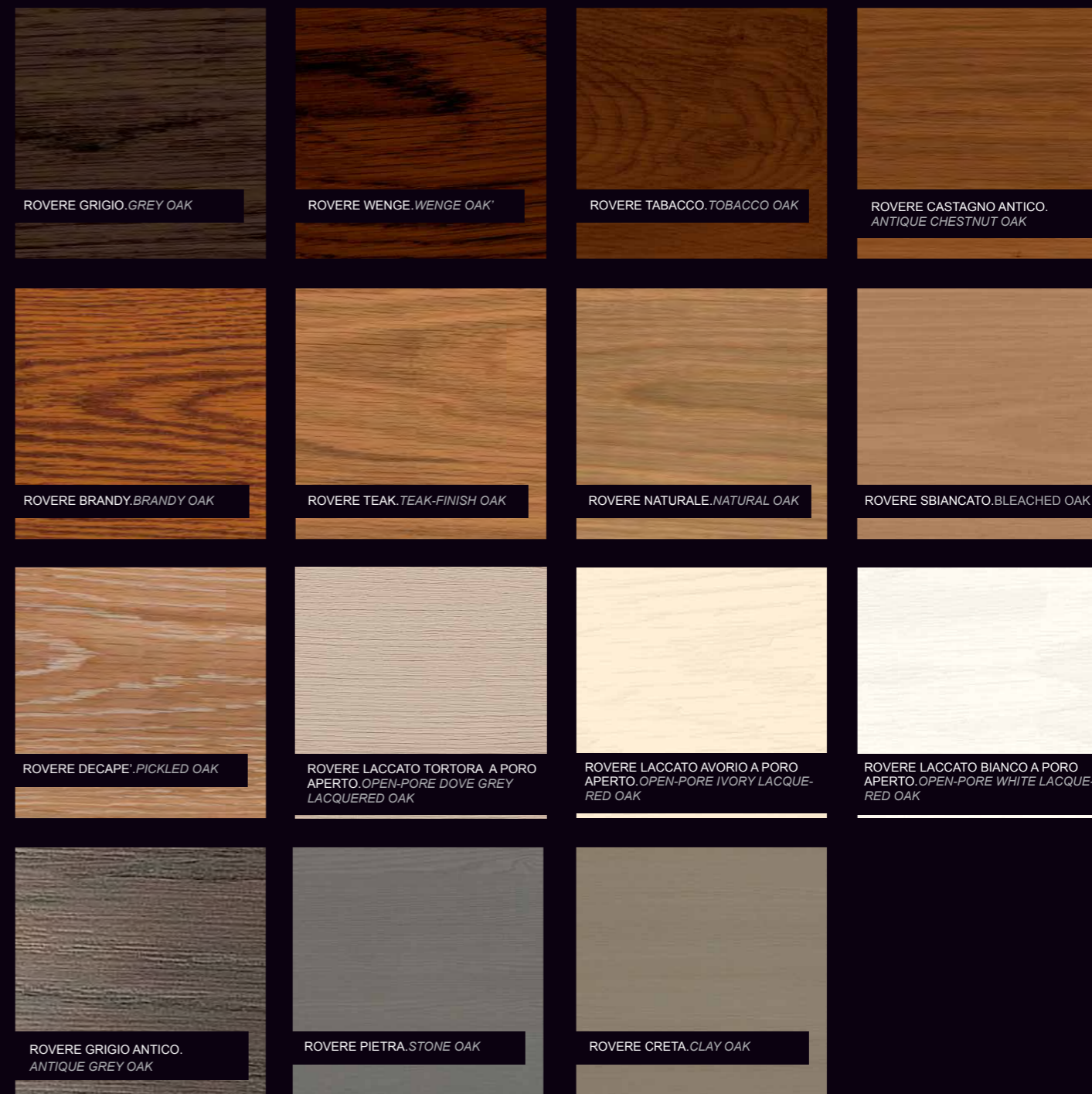
Tutte le 15 colorazioni della **Boiserie Garofoli** hanno le stesse tonalità delle medesime essenze disponibili per le collezioni di porte rei, per i battiscopa da 40, 70, 85, 100 e 130 mm. e per i Parquet.

Finitura con verniciatura poliaccrilica con indurimento ai raggi uv, con elevata resistenza alla graffiatura superficiale e brillantezza della finitura 10 gloss.

# Finishes.

All 15 colours of Garofoli panelling have the same shades of the same stains available for the collections of rei doors, for 40, 70, 85, 100 and 130 mm skirting board and for the parquet.

Finish with polyacrylic coating and hardening to UV rays, with high resistance to surface scratching and shine of the 10 gloss finish.



# Alcuni dei Progetti Realizzati.

Metropolitan (civitanova)  
Gallery hotel (recanati)  
Life hotel (porto recanati)  
Antico uliveto (porto potenza picena)  
Holiday inn (cosenza)  
Holiday inn (rho milano)  
Holiday inn (firenze)  
Hotel gigli (numana)  
Hotel La spiaggiaola (sirolo)  
Hotel La certosa (padula)  
Residence Silvia (milano)  
Hotel degli aranci (amalfi)  
Hotel Torresi (potenza picena)  
Hotel Miramare (castellammare di stabia)  
Grand hotel Miramonti (passo del tonale)  
Hotel Brizzi (tarquinia)  
Hotel Mg (tarquinia)  
Park hotel (campania)  
CMA hotel (roma)  
Hotel del Porto (cannigione)  
Blu Hotel Morisco (cannigione)  
Hotel Baia (cannigione)  
Hotel la Martinica (sicilia)  
G Hotel (osimo)  
Link Hotel (cosenza)  
Hotel Ariston (varazze savona)  
Hotel Federico II (enna)  
Esperidi Park Hotel (castelvetro Tp)  
New Hotel Palace (marsala Tp)  
Link hotel (cosenza 4 stelle)  
Italiana hotels (cosenza 4 stelle)  
Grand hotel president (rende Cs)  
S. matteo palace hotel (scalea Cs)  
Borgo di fiuzzi resort & s.p.a. (praia a mare Cs)  
Hotel palazzo foti (crotone)  
Hotel panoramico (crotone)  
Hotel gabiano (ciro marina)  
Hotel santin (pordenone)  
Semiramide Palace Hotel (castellana grotte Ba)  
Park Hotel La Grave (castellana grotte Ba)  
Hotel Torre di cala piccola (Gr)  
Hotel I crespi (Gr)  
Hotel in (madjugorje)  
Hotel Mosquito beach (playa del carmen)  
Moscow Hilton Hotel



## CERTIFICAZIONI. CERTIFICATIONS

il Gruppo Garofoli ha sempre mirato alla qualità promuovendo lo sviluppo sostenibile delle proprie attività e perseguendo una decisa politica ambientale. una filosofia che ha portato al raggiungimento di importanti traguardi.  
The Garofoli Group has always focused on quality, promoting the sustainable development of its activities and pursuing a decisive environmental policy, a philosophy that has led to major achievements

### 2001\_

**CERTIFICAZIONE ISO 9001 SISTEMA DI GESTIONE DELLA QUALITA'.**  
CERTIFICATION ISO 9001 QUALITY MANAGEMENT SYSTEM.

### 2009\_

**CERTIFICAZIONE ISO 14001 SISTEMA DI GESTIONE AMBIENTALE**  
CERTIFICATION ISO 14001 ENVIRONMENTAL MANAGEMENT SYSTEM.

### 2009\_

**CERTIFICAZIONE COC / PEFC PROGRAM FOR ENDORSEMENT OF FOREST CERTIFICATION SCHEMES** LO SCHEMA PIU' DIFFUSO E FAMOSO AL MONDO PER LA GESTIONE SOSTENIBILE DELLE FORESTE.  
CERTIFICATION OF THE MOST POPULAR AND WORLD-FAMOUS SCHEME FOR SUSTAINABLE FOREST MANAGEMENT.

### 2010\_

**CERTIFICAZIONE OHSAS 18001 SISTEMA DI GESTIONE PER LA SICUREZZA E SALUTE SUI LUOGHI DI LAVORO.**  
CERTIFICATION 18001 MANAGEMENT SYSTEM FOR HEALTH AND SAFETY AT WORK.

TUTTI I MODELLI POSSONO SUBIRE IN QUALSIASI MOMENTO O SENZA PREAVVISO QUALCHE LIEVE VARIAZIONE NELLE SEZIONI, NELLA STRUTTURA, NEL DISEGNO E NEL COLORE; PERTANTO, QUALORA A NOSTRO INSINDACABILE GIUDIZIO RESTI IMMUTATA L'ESTETICA COMPLESSIVA E LA SOLIDITA' DELLA PORTA, IL CLIENTE NON POTRA' RECEDERE DAL CONTRATTO, NE' AVRA' DIRITTO A SCONTI O ABBUONI PARTICOLARI.

LE ESSENZE, I COLORI E LE TRASPARENZE DEI VETRI, PARTICOLARI DEI MODELLI E MODELLI DELLE PORTE ILLUSTRATE NEL PRESENTE CATALOGO SONO DA RITENERSI INDICATIVI E POSSONO SUBIRE MODIFICHE.

ALL MODELS MAY BE SUBJECT TO SLIGHT VARIATIONS IN SECTIONS, STRUCTURE, DESIGN AND COLOUR, AT ANY TIME AND WITHOUT PRIOR NOTICE, AS DEEMED NECESSARY BY THE MANUFACTURER; HOWEVER, IN THE EVENT OF CHANGES BEING MADE WHICH DO NOT AFFECT THE OVERALL APPEARANCE AND SOLIDITY OF THE DOOR, THE CUSTOMER WILL STILL BE BOUND BY THE TERMS OF THE CONTRACT AND WILL NOT BE ENTITLED TO SPECIAL DISCOUNTS OR REBATES.

WOODS, COLOURS, GLASS TRANSPARENCY, MODEL DETAILS AND THE VARIOUS DOOR MODELS ILLUSTRATED IN THIS CATALOGUE ARE PURELY INDICATIVE AND MAY BE SUBJECT TO CHANGE.

**GAROFOLI**

PRIMA LE VERE PORTE IN LEGNO MASSICCIO



FIRMA LE VERE PORTE IN LEGNO MASSICCIO

**Garofoli SpA**

via Recanatense 37  
60022 Castelfidardo  
AN Italia  
tel. +39 071 727171  
fax +39 071 780380  
info@garofoli.com  
www.garofoli.com